



G6 PREVIEW - CONFIDENTIAL

GOUPIL

2020 RANGE



ROAD CAPABILITIES

HEAVY



TRACTORS



INDUSTRIAL
VEHICLES




TRUCKS



4WD
UTILITY

G1



G6

G5

VANS



G4



G2



QUADS



PEOPLE
MOVERS



CARS

LIGHT



GOUPIL G6

OUR VISION

Strategy

- G5 replacement
- Move upmarket
- New architecture over G4
- Coachbuilding focus
- New target segments

KSP

- More volume
- Maintaining high payload
- More comfortable / with 3 seats
- More speed & range
- Type 2 charging plug as standard



GOUPIL G6

KEY FEATURES

- 3-seat cabin
- Net payload > 1 ton
- Up to 9 m³ box-van capacity
- 80 km/h max speed
- Up to 150 km real range

Homologation

- N1 KS
- LHD only for both left-hand and right-hand traffic



GOUPIL G6

MAIN FEATURES

Standard features

- Full LED lights
- Type 2 plug compatible with all public charging stations
- Polypropylene body
- Electric wing mirrors with integrated heating system
- Centralized doors with standard opening
- Electric windows
- Fully adjustable seats
- Adjustable steering wheel (vertical)

Options

- Air-conditioning
- 2400W electric heater
- Power steering



GOUPIL G6

WALKAROUND

- S355 steel structure
- Front wheel drive
- McPhersons front suspensions (166 mm travel)
- Service access via removable hood
- Servo brake
- Type 2 plug
- Anti-deformation bar
- LED headlights



GOUPIL G6

WALKAROUND

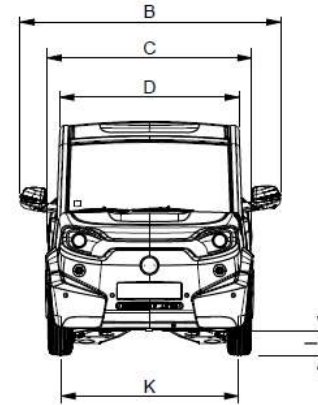
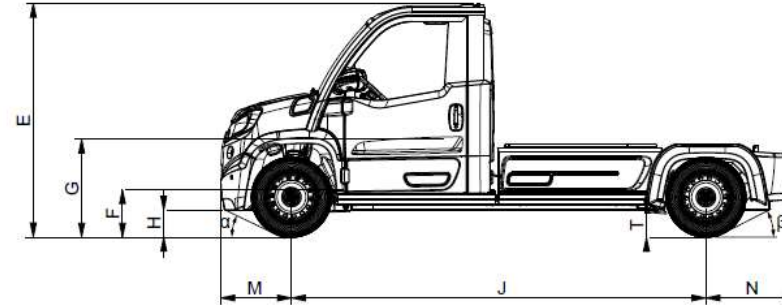
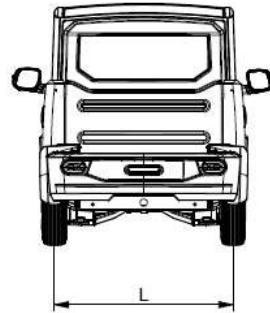
- S355 steel chassis
- Trailing arm rear suspensions (200 mm travel)
- Lithium batteries under the seats
- Proportioning brake with load control
- Rear LED lights
- 16 inch wheels
- Towing capacity: TBD



GOUPIL G6

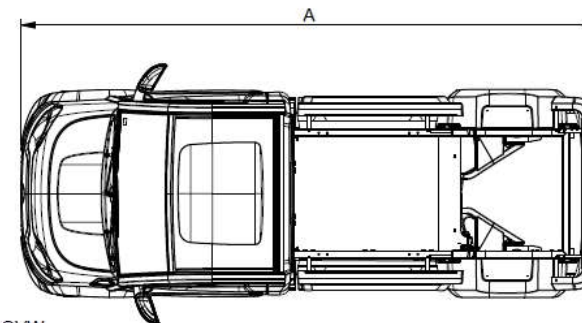
CHASSIS-CAB SPECIFICATIONS

- GVW: 2500 kg
- Dimensions: 1.7 m x 4.8 m
- Cab height: 1.9 m
- Turning radius: 6.7 m



A	4796	α	25.3°
B	2168	β	25.9°
C	1704		
D	1491		
E	1921		
F	395		
G	812		
H	224		
I	203		
J	3450		
K	1485		
L	1485		
M	587		
N	759		
T	273		

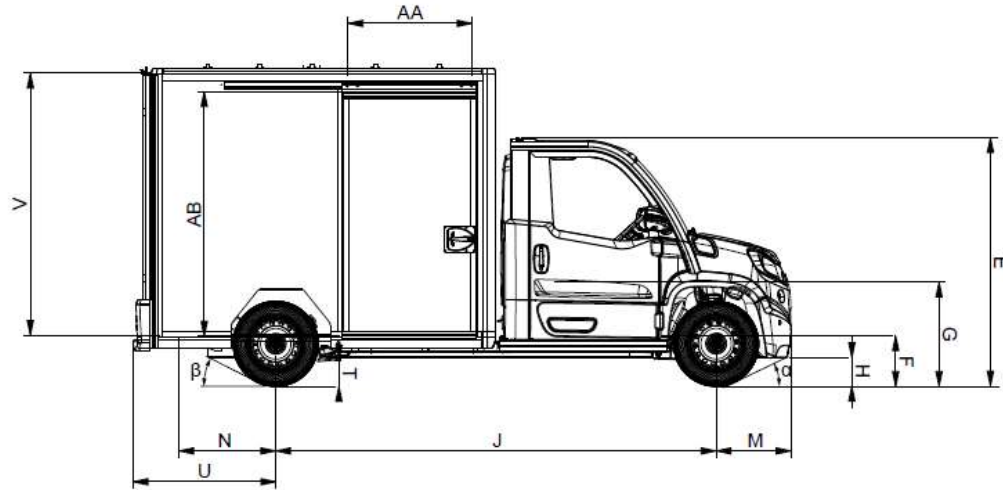
All dimensions are given for a vehicle at GVW except height of the vehicle and height of the deck.



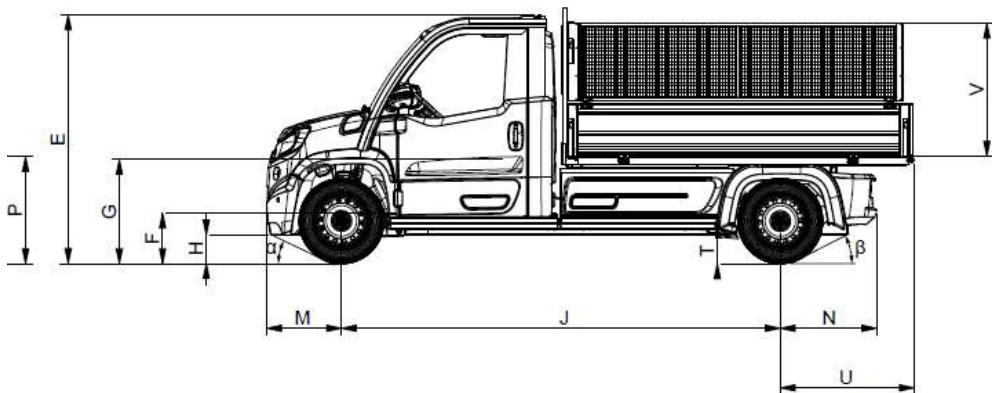
MATERIAL	WEIGHT (KG)	PART NAME
/	/	ROLLING CHASSIS

GOUPIL G6

STANDARD EQUIPMENT



- **Box-van** dimensions: 2.6m L x 1.7 m W x 2 m H
- Capacity: 9 m³
- Side door opening: 1m W x 1.9m H
- Rear doors opening: 1.6m W x 2m H
- Stepping height: 400 mm



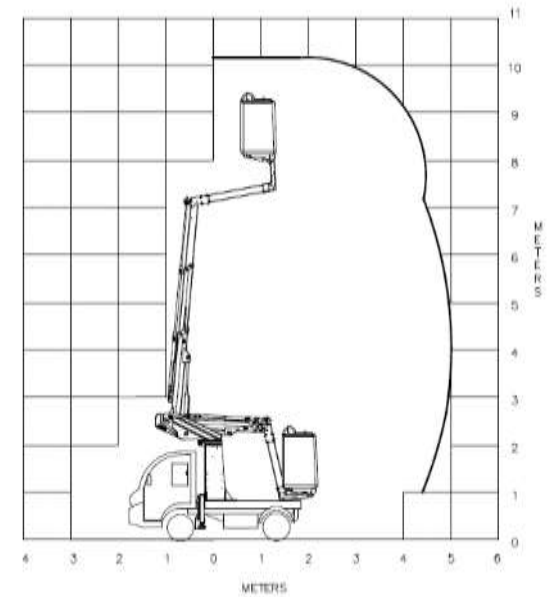
- **Pickup/Tipper** dimensions: 2.7m L x 1.7m W
- Capacity: 4.6 m²
- Capacity with cages: 4.7 m³
- Dropsides height: 405 mm
- Cages height: 635 mm
- Loading height: 837 mm



GOUPIL G6

BODYWORK

- Aerial lift
- Hooklift container
- Tailgate
- Waste collector with bin lifter & compactor
- Reefer van
- Food truck
- Disabled people carrier
- Tools carrier van





CABIN & DASHBOARD



Instrument cluster digital display showing speed, RPM, and other vehicle metrics.

Pioneer touchscreen display showing a music interface with the time 11:23 and various control icons.

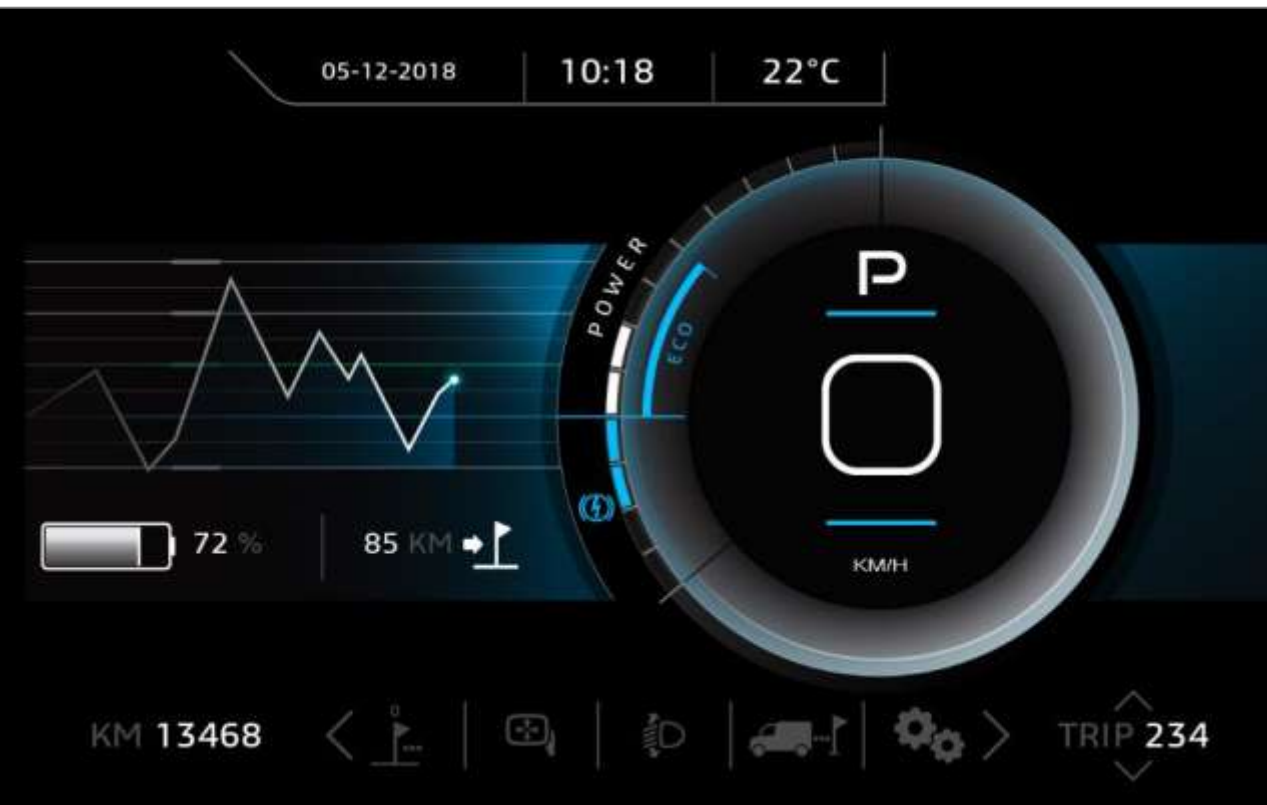
Physical buttons for various functions, including navigation, media, and vehicle settings.

GOUPIL G6

DASHBOARD

While driving

With all indicators lit

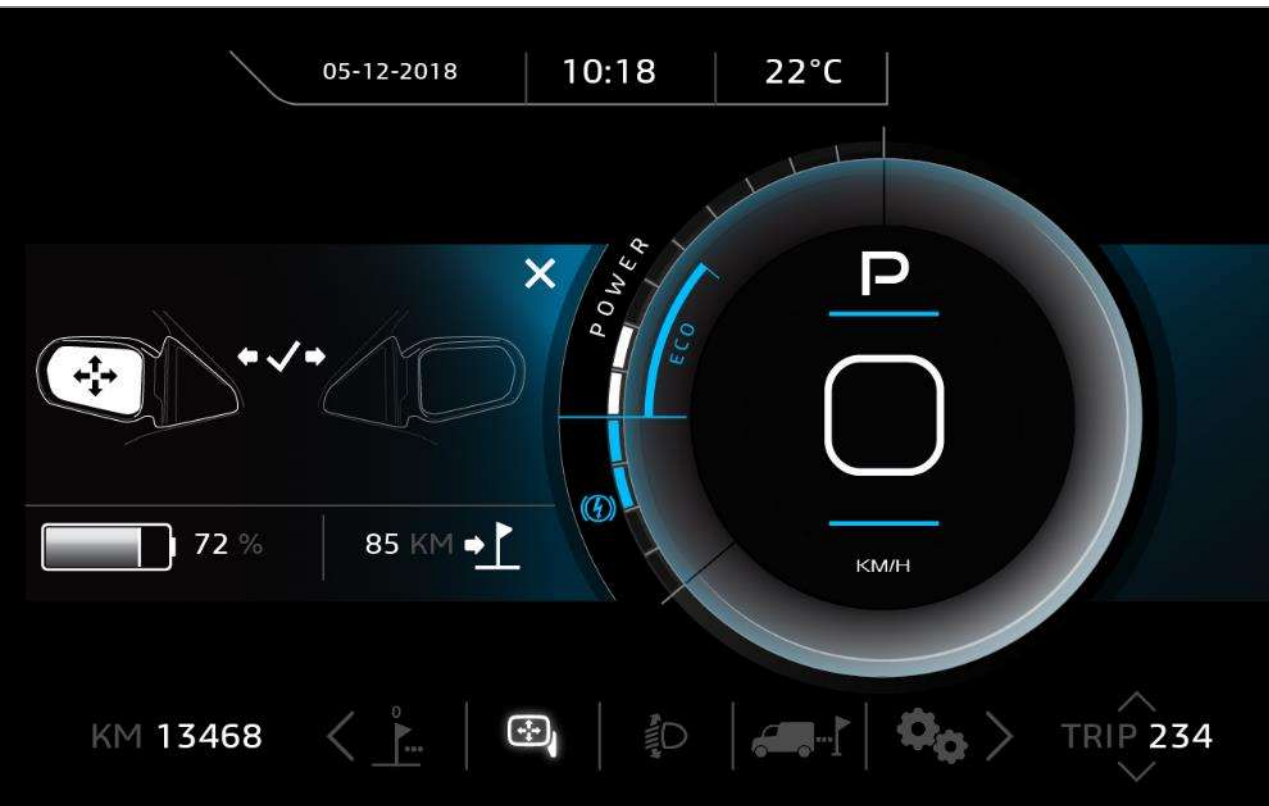


GOUPIL G6

DISPLAY SETTINGS

Side mirrors

Headlights angle



GOUPIL G6

MONITORING

Driving statistics

Fault codes

05-12-2018

10:18

22°C

TRIP DATAS



82 KM
TRAVELED



16 KM
SAVED



52%
LEFT



1H22
TRAVELED



0
DEFAULTS

KM 13468



TRIP 234

05-12-2018

10:18

22°C


FAULT HISTORY

001	LIGHT BULB ARD	24/10/2018	5 2 4
002	BATTERY TEMP.	26/10/2018	6 3 1
003			
004			
005			
006			

X (3 s) : RESET



KM 13468

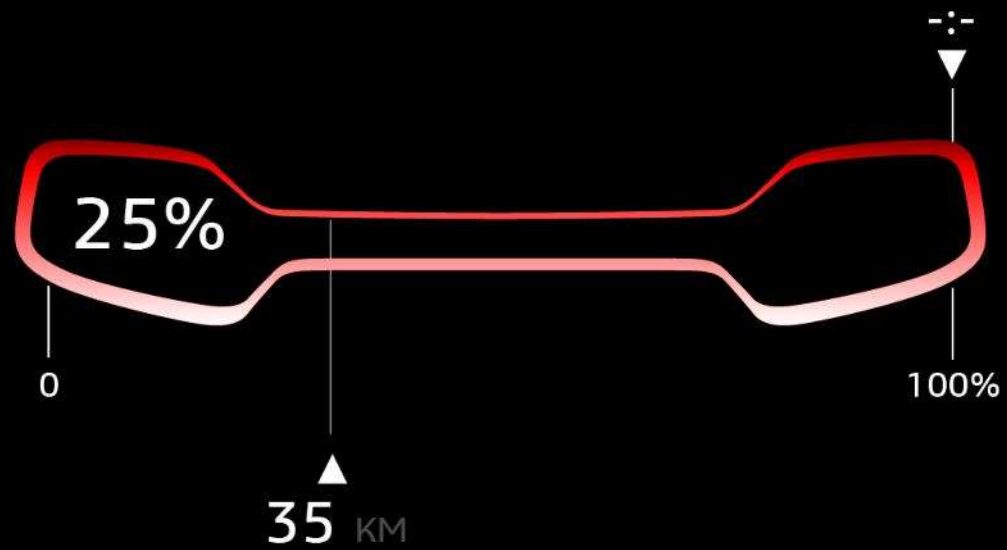
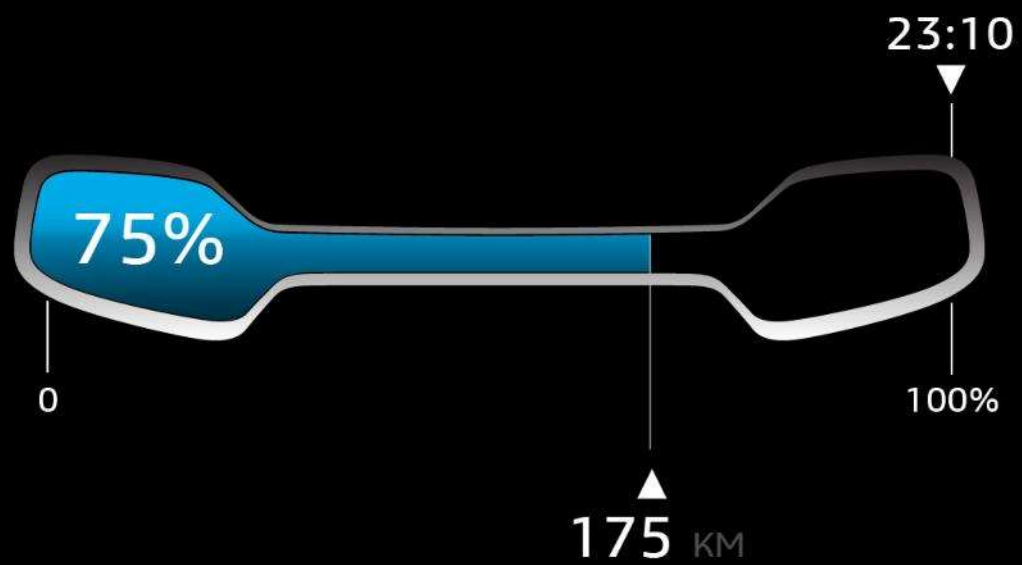


TRIP 234



GOUPIL G6

BDI



GOUPIL G6

AGENDA

