



SR 7600
Infinity





Our aim is the same as always:
to make the most beautiful tractor in world!

Aeneas

When I was a child...

i was so excited every time I saw a tractor. My grandfather owned an Antonio Carraro and watching it, I dreamed of having one, too. When I was only a child I daydreamed about the future of my life: the only certainty was that i would not have had a boring existence. I imagined an interesting job, my own family. A nice home, a car.

Maybe a motorcycle and a tractor. One day I opened my heart and bought an Antonio Carraro. I owed it to myself...and to my grandfather.



ERGIT

Infinity SERIES

THE ULTIMATE SPECIALISTS

A range of professional reversible tractors with hydrostatic transmissions, in a choice of 3 versions all of which are available with optional cabs: TR, with steering wheels, SR, with articulated frame and TTR, the wide track version with steering wheels and low centre of gravity, ideal for hillside farming. A Stage 5 engine and innovative hydrostatic transmission are the features common to all the tractors in this series.



SR 7600 ∞
INFINITY

Articulated, reversible, narrow track, ideally suited to applications requiring maximum agility and compact dimensions. Excellent in combination with hydraulic or PTO-driven implements, in both agricultural (vineyards, greenhouses, narrow crop rows) and civil applications (maintenance of urban areas, sports grounds, roads), whether on level terrain or slopes. The reversible driving system and comfortable operator position simplify working procedures and help reduce operator stress.





ACTIO™

The exclusive frame from Antonio Carraro

ACTIO™, the AC Full Chassis with Oscillation, consisting of a solid cast-iron frame fixed to the axles and housing the tractor transmission, has a central pivot allowing longitudinal oscillation of up to 15 degrees. The two halves of the tractor follow the contour of the terrain independently, assuring stability and traction at all times. The constant grip of the tyres ensures all the engine power is transferred to the ground, increasing performance and safety. With the ACTIO™ chassis, the engine overhangs the frame to achieve a low centre of gravity and a weight distribution of 60% on the front axle and 40% on the rear. However, when an implement is attached to the rear linkage, the weight is distributed equally, with 50% on each axle.

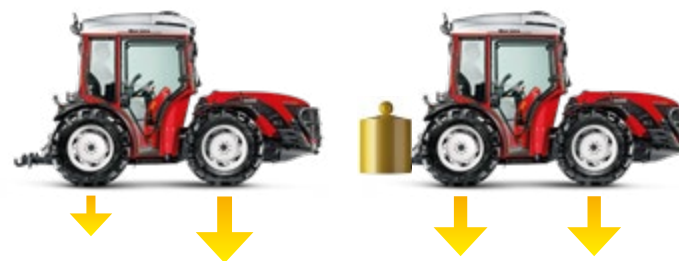


TRADITIONAL TRACTOR



70% 30% 80% 20%

AC TRACTOR



40% 60% 50% 50%

PLUS

- + **Stability:** low centre of gravity and 4 isodiametric drive wheels
- + **Safety:** peace of mind
- + **Comfort:** driving position centered over chassis oscillation
- + **Agility:** short wheelbase and reduced turning radius
- + **Adherence:** equal division of weight
- + **Traction:** 4 drive wheels always firmly in contact with the ground



RGS™

Bi-directional driving position

RGS™ (*Rev-Guide System*) is the AC reversible driving system on a rotating turret; it allows you to invert the driving direction in just a few seconds for efficient operation with rear or front mounted implements. The operator simply turns the seat/steering wheel/dash/pedal assembly through 180° to obtain a new driving position. All the auxiliary controls, including the joystick, remain in an ergonomic position in both driving directions. The RGS™ system is an integral part of the tractor's multifunctional character: simplifying use, while improving operator comfort and the quality of performance.



PLUS

- + **Comfort:** simple and intuitive reversible driving system without duplicated controls in the two driving directions
- + **Visibility of equipment:** driving position in the center of the vehicle, in both directions
- + **Versatility:** greater productivity from a tractor which can work with implements mounted front or rear relative to the direction of travel

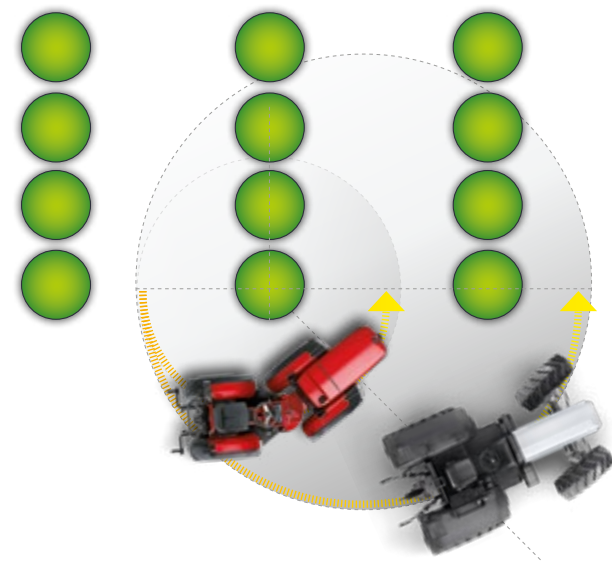


STEERING

Precise, tight turns

A short wheelbase and very small turning circle make the tractor extremely agile when turning between crop rows. The sensitive steering wheel allows precise manoeuvring when working up, down or across slopes and in tight spaces. The power-assisted steering makes for a light, responsive feel at the wheel, enhancing fluidity and precision at all steering speeds.

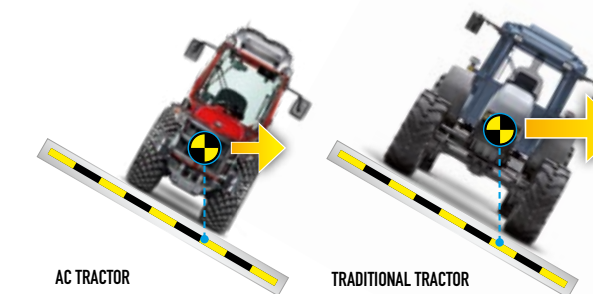
AGILITY PRECISION SPEED



SAFETY

Active and passive

Low center of gravity, constant grip, stability and driving position protection are just some of the “active” safety factors of this model; these combine with the “passive” features, such as the quality of components, meticulous design and the use of environmentally friendly engines. The braking system, comprised of 4 hydraulically operated oil-bath disc brakes, guarantees a powerful, modulated braking action and reliability, even with the front-wheel drive disengaged. The combination of the rear lift and mounted implement helps counterbalance the mass of the tractor, which remains stable at all times. The electro-hydraulic differential locks, which can be engaged on the rear only or simultaneously on both axles, prevent the possibility of wheel slip and ensure constant traction. The driving position, with roll-bar or *StarLight** cab, provides maximum protection for the operator.



AC TRACTOR

TRADITIONAL TRACTOR



TRANSMISSION

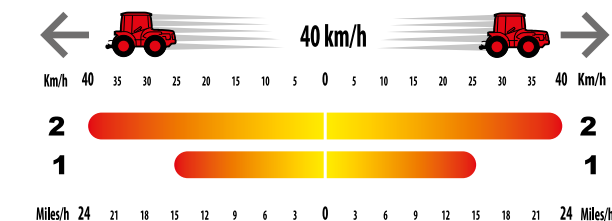
Hydrostatic *Infinity*

The *Infinity* hydrostatic transmission enables the tractor to travel at the desired speed independently of the engine rpm. The motion of the tractor is controlled by the accelerator pedal (which in effect acts a “drive pedal”) and use of the clutch is completely eliminated.

The transmission allows you to work in both directions of travel at the same speeds, thanks to 2 mechanical ranges, the first ranging from 0-15 km/h and the second from 0-40 km/h. The ranges in turn offer 3 hydraulic speeds, which can be engaged either manually or automatically, under load and with no loss of traction.

The drive pedal, in addition to controlling the ground speed, can also be used to control deceleration, stopping the tractor when released, without having to use the brakes.

The functions Instant Cruise Control (or Tempomat), Intellifix, Drive Mode, Fast Reverse, ensure that the operator can always find the right setting to automatically maintain the tractor at the right ground speed for the task in hand.



THE TRANSMISSION:

Key strength of the *Infinity*

The true character of any tractor is determined by its transmission. And this transmission, with its unique features, represents the key strength of this range of professional tractors, providing technical solutions that simplify the job of the operator, thereby increasing productivity and reducing stress.

- **HYDRAULIC SHUTTLE**
The tractor can change travel direction without using the clutch, at any speed.
- **SIMPLE TO DRIVE WITHOUT USING THE CLUTCH**
Use of the clutch is completely eliminated during operation of the tractor.
- **VARIABLE WORKING SPEED**
The operator chooses the ground speed to suit the working conditions, independently of the engine rpm.
- **TRANSMISSION ASSISTED BRAKING**
The hydrostatic transmission controls the braking action, reducing use of the brakes.



The automatic gearbox

The transmission changes range on the basis of the load placed on the engine. In case of a light load, the transmission automatically shifts up to a higher gear to reduce the engine rpm and consequently save fuel. Under heavy loads, the transmission instantaneously shifts to a lower gear to make full use of engine power.

PLUS

- + **Reliability:** the transmission is monitored by sensors to ensure it remains efficient over time
- + **Efficiency:** the operator chooses the right speed for each application independently of the engine rpm
- + **Comfort:** the operator controls the tractor using only the electrohydraulic shuttle control on the steering column and the drive pedal
- + **Savings:** reduced fuel consumption and reduced management costs

Infinity TRANSMISSION

A host of functions with a single aim: top performance for perfect results.

AUTOMOTIVE

Simulates the conventional use of the accelerator, with the pedal providing proportional control of engine speed.

SPEED CONTROL

Speed and rpm parameters can be set instantaneously or pre-programmed via the tractor software.

MEMORIES


2 presettable ground speed memories, 2 engine rpm memories.

MAIN FUNCTIONS




AUTOMOTIVE MEMO CRUISE CONTROL

Designed to maintain a constant ground speed at the optimal engine rpm. On level terrain or under low load from the implement, the tractor works with the engine running at reduced rpm. On encountering an uphill gradient or increase in load, the system will automatically increase the engine rpm. The system provides 2 memories which can be managed to meet operational requirements.



DUAL MEMO CRUISE CONTROL

Designed to maintain constant speed and engine rpm parameters during work. When working in environments with major changes in gradient or over rough terrain, the system monitors and adjusts the pace of the tractor, both uphill and down, to ensure maximum precision in terms of PTO rpm and ground speed. An example use would be spraying applications, where a high degree of precision is required to ensure treatments are evenly distributed in the correct proportion without waste. The system provides 2 memories which can be managed to meet operational requirements.



INTELLIFIX


The innovative system is designed for the control and automatic management of ground speed and engine rpm. It automatically reduces ground speed when the torque delivered to the PTO exceeds the percentage value set by the operator. In short, it maximises productivity for minimum fuel consumption, while ensuring the engine is never put under excessive strain.

- **INSTANT CRUISE CONTROL (TEMPOMAT)**
Instantaneously sets a constant ground speed

- **DRIVE MODE**
Allows three different driving styles for each range, both in manual and in automatic.

- **FAST REVERSE**
Maintains Dual Memo Cruise Control when shuttling between forward and reverse.

- **ECO MODE SPEED**
Controls the maximum engine rpm. On reaching the maximum speed of 40 km/h.





TRACTOR AND IMPLEMENT


Technology in harmony

The integrated system, made up of powerlift – hydraulic system- PTO, is perfect for a large number of front and rear fitting equipment. The powerlift is a vertical cylinder monogroup with a 3 point hitch for category 1 and 2, and has a pump and autonomous hydraulic system. The rear lift control, either electronic, with draft and position control, governs the equipment with precision and thus contributes to the tractor's stability and maximum traction that allow to follow the contours of the land by reducing loss of grip, skidding and transversal sliding.



DIFF LOCKS CONTROL

Locking the rear and front differentials prevents wheelslip and optimises traction. On more delicate surfaces such as turf, it can be useful to disengage front wheel drive.



VERTICAL TIE-ROD AND HYDRAULIC THIRD-POINT*

Optimizes the positioning and inclination of the equipment.



FRONT LIFT*

The front lift allows combined use of front and rear implements.



HYDRAULIC LIFT

Adjustable lift arms; Cat. 2 sliding quick hitches.



HYDRAULIC SYSTEM

Rear auxiliary hydraulic system as standard, equipped with: 2 double-acting remote valves (including 1 with float) + 1 single-acting remote valve + 1 oil return, for a total of 6 rear hydraulic couplers. The system can be further expanded with the addition of 2 double-acting remote valves, a drain and a continuous flow port to make a total of 12 rear quick couplers.





PTO

With two speeds: 540/ 540E rpm (standard) with progressive electrohydraulic engagement; 540/ 1000 rpm* synchronised with the gearbox speed. A single 3/8 ASAE1 PTO shaft is used for all speeds.



MECHANICAL SELECTOR

2-range mechanical selector (work and transfer).


UNIFLEX® SUSPENSION

Total comfort

The *UNIFLEX*® suspension transfers part of the weight of the implement onto the wheels. Allows the implement to follow the contours of the ground, keeping the pressure of the tyres on the ground constant, with consequent benefits for working speed and precision.

The reduced ground pressure has many benefits:

- reduced soil compaction
- less resistance for towing and pushing
- more grip and stability
- greater productivity
- reduced fuel consumption
- reduced oscillation during road transfer



ERGONOMICS & COMFORT

The tapered and racy design helps the tractor to maneuver in fields and increases operator visibility of the equipment and the surrounding terrain. The spacious driving position is easy to access and protects the operator. The operating station is suspended on *silent-block*, which absorb vibrations and dampen noise.

Thanks to the ACTIO™ Chassis, the driving position coincides with the center of oscillation of the tractor. Sideways jerking and stress are very limited and operator fatigue is reduced, even after many hours.

The instrumentation is elegant, functional and intuitive: backlit antireflection screen for night time; excellent visualisation of all indications on the multipurpose display of the instrument board; engine revolution counter, fuel level and engine temperature of the electronics with analogue visualisation for quick and intuitive consultation.



The driving position

The concept behind the design of the driving position is to place “everything” within easy reach of the operator in a spacious and comfortable environment. The central transmission tunnel has been kept free of all obstacles and levers so as to facilitate access to the driver's seat. The steering wheel is tilt-adjustable. There is also the option of a comfort seat with pneumatic suspension* to further enhance on-board comfort. The driving platform, suspended on *silent-blocks* that reduce noise and vibration, is shielded to isolate the operator from any possible dust infiltration from the ground beneath the tractor.



*optional

Operator well-being

The ACTIO™ frame, the driving position, the *StarLight** cab, the joystick, the PTO, the integrated systems - all these features combine towards a single aim; to confer maximum operator well-being, allowing the user to work in a healthy, safe, comfortable environment with maximum productivity. The driving position has been carefully designed to give the operator ample space and the best possible ergonomics in a vehicle whose chief advantage is its compact size.



*optional



Dimensions unchanged

A meticulous engineering study has enabled us to install the larger Stage 5 engines in the same space as the previous propulsion units. The dimensions of the bonnet remain unchanged, thus maintaining the excellent operational characteristics and forward visibility. The engine compartment is easy to inspect thanks to the wide opening bonnet. The cooling pack hinges outwards to facilitate engine maintenance. For applications where the front grille frequently gets blocked with debris (such as haymaking or flail mowing), the ACS* (*Automatic Cleaning System*) with a reversible flow fan is available.



*optional

STARLIGHT CAB

Very compact, very comfortable

*StarLight** cab features a streamlined design with clean, essential lines. The operator platform is suspended on silent-block vibration dampers. The structural frame is free of protruding elements and so can slip easily between the narrowest crop rows without damaging plants or fruit. The lower front and rear windows offer a clear view of the implements and the wheels. The cab ventilation system includes, as standard, air conditioning, heating and rapid demisting of all the cab glass. There is also an air recirculation function. The interior is lined with soundproofing material for optimal acoustic comfort. The cab has a double sun roof equipped with sunscreens.

The frame of the *Starlight* cab has a tapered shape that allows the tractor to work in narrow spaces and row crops on lateral slopes, while providing an optimum working environment for the operator.

The cab can be equipped with active carbon* filters for maximum air purification.



JPM

MULTIFUNCTIONAL PROPORTIONAL JOYSTICK

The JPM* is located in the armrest of the operator seat. Allows simple, easy control of the lift and all the implements attached to the tractor, such as: pruning machine, lopping machine, vine shoot remover, hay rake, fork lift, snow plough or blower. It enhances the versatility of the tractor, placing all the controls for the implements, transmission and PTO at the operator's fingertips, ensuring maximum precision, production and operating speed. The flow rate control of the continuous flow coupler controls the operation and speed of the hydraulic motors.



REAR LIFT CONTROL

Positioned on the left and right rear mudguards; used to raise or lower the rear lift.

*optional

ENGINE

Powerful and quiet



The Stage V propulsion units used are the best in class and allow top torque and power performance combined with reduced fuel consumption, low noise and low carbon emissions. The unit is a 4-cylinder Kohler (2482cc), with turbo and Common Rail injection with power output of 75hp at 2300 rpm and maximum torques of 310 Nm at 1500 rpm.

The new Stage V propulsion units are equipped with DPF particulate filters with automatic regenerations system to avoid vehicle downtime.

The engine compartment is easy to inspect thanks to the wide opening bonnet. The cooling pack hinges outwards to facilitate engine maintenance. For applications where the front grille frequently gets blocked with debris (such as haymaking, flail mowing or defoliation), the ACS* (*Automatic Cleaning System*) reversible flow fan is available.



OPTIONAL



HEADLIGHT GRILLES
Protecting the light assemblies, they also make the bodywork look more appealing.



BULLBAR
Tubular steel guard protecting the bodywork; integrates the third-point for the front lift.



FRONT BALLAST
Perfectly integrated into the bodywork of the tractor; it does not alter the wheelbase or dimensions of the tractor.



FABRIC GRAMMER SEAT
Air suspension with load display - reclining backrest - lumbar support.



PNEUMATIC SEAT
Latest generation with air springs.



ACS (Air Clean System)
Engine cooling fan with air flow reversal. Reduces the need for cleaning the front grille, ensuring more constant engine cooling.



VERTICAL TIE-ROD AND HYDRAULIC THIRD-POINT
Optimizes the positioning and inclination of the equipment.



REAR CAST IRON WHEEL FLANGES
Flanges that increase the weight of the tractor at the rear.



PTO
Gearbox with PTO 540-1000 rpm.



FRONT LIFT
The front lift allows combined use of front and rear implements.



FRONT QUICK COUPLERS
Hydraulic front lift complete with 3-point linkage + 1 replicated front double-acting remote (2 front quick couplers).



REAR QUICK COUPLERS
Electro-proportional hydraulic system controlled by the "JPM" joystick, with dual operator safety system and integrated control unit with customizable configuration and settings - 12 rear couplers.



TECHNICAL DATA

SR 7600 *Infinity*




Frame	ACTIO™ integral oscillating frame • Articulated • 4 equal-size wheels • RGS™ reversible drive system • Front /rear final drives	
Engine type	Diesel with Common Rail Direct Injection, with turbo and intercooler	
	Emissions Standard: Stage V	No. of cylinders: 4 - 16 Valves
	Displacement cc: 2482	Power kW/CV (97/68/CE): 55.4/75
	Max engine rpm: 2300	Max torque (Nm/rev): 310/1500
Transmission	Cooling: Liquid	Tank capacity (litres): 50
	Hydrostatic stepless transmission with 3 hydraulic ratios that can be engaged under load manually or automatically • Electro-hydraulic shuttle • 2 mechanical ranges (work and transfer) • “automotive” device; instant cruise control, memo cruise control, memo Rpm, dual memo cruise control; Intellifix, fast reverse, drive mode.	
	Power take-off	
	Rear, independent 540/540E rpm with progressive electro-hydraulic engagement and synchronised groundspeed	
Shaft	6 spline 1”3/8 shaft with easy coupling	
Drive disengagement	Front with electro-hydraulic control	
Hydraulic system	Rear auxiliary hydraulic system with 2 double-acting remote valves, 1 single-acting and 1 oil return (Total of 6 rear hydraulic couplers)	
Rear power lift	Hydraulic lift with 3-point linkage	
	Lifting capacity (kg): 2300	
	Adjustable lift arms; Cat. 2 sliding quick hitches;	
	Front tow hook; Category “C” height-adjustable rear tow hook	
Steering	Hydraulic 2 piston	
Brakes	Hydraulically operated oil-immersed discs for front and rear service brakes and steering brakes on rear axle	
Platform	Transmission brake band for emergency and parking brake	
	Suspended on Silent Blocks	
Weight in order of speed (Kg)	With roll bar: 2070 to 2288	With Star Light cab: 2250 to 2460

STANDARD EQUIPMENT

- Reversible driving position servo-assisted RGS™ system
- Front/rear differential lock, simultaneous or rear only, with electro-hydraulic control
- Turret mounted controls
- Tilt-adjustable steering wheel with shuttle control
- Adjustable sprung driving seat with safety belts
- Height-adjustable rear tow hook
- Front tow hook
- Multifunction digital dash with display
- Battery
- Battery disconnect
- Safe start system on shuttle, PTO and seat

***OPTIONAL EQUIPMENT**

- “Star Light” monocoque closed metal cab, mounted on Silent Blocks, soundproofed, with openable windscreen, 2 front and 2 rear worklights, heating system with dust filter, thermostat control, 3-speed blower, radiator and heat diffuser, air outlet vents at various points including screen demisting vents, electric windscreen wipers and screen wash pump, 2 rear-view mirrors, air conditioning – predisposed for stereo system
- Front ballast (2+2 total 88 kg)
- Front hydraulic lift complete with 3-point linkage + 1 replicated double-acting remote valve (2 front quick couplers) + 4 rear minicouplers
- Bull-bar
- Top link and rh lift rod hydraulically adjustable from driving seat via joystick
- Rear lift with fixed lift arms and lateral stabilizers, Cat. 1 and 2 fixed hitches
- Pneumatic seat suspension with continuous driver weight adjustment up to 130kg
- Continuous height adjustment range of 80mm
- Grammer comfort seat
- Gearbox with 540-1000 rpm PTO
- ACS (Automatic Cleaning System)
- “Superbrake” braking system
- Raised top link hitch
- High capacity hydraulic pump with unloading valve
- Rear lift damping
- Electro-proportional joystick.



DIMENSIONS



						
9.5 R20	280/70 R18	280/85 R20	300/70 R20	320/65 R18	320/70 R20	320/70 R20 (GARDEN)
E	245	282	295	286	309	318
						
33x12.50-15	340/65 R18	380/70-15	440/50 R17			
E	320	323	390	431		

Wheels		Dimensions (mm)										
Front/Rear		A	B	C	D	G	I	I*	L	M	N	O
9.5 R20		3625÷4120	1220	1645	760÷975	230	2365	2140	1080	835	1080	835
280/70 R18		3625÷4120	1220	1645	760÷975	200	2335	2110	1140	858	1140	858
280/85 R20		3625÷4120	1220	1645	760÷975	255	2390	2165	1200	905	1200	905
300/70 R20		3625÷4120	1220	1645	760÷975	230	2365	2140	1200	939	1200	939
320/65 R18		3625÷4120	1220	1645	760÷975	195	2330	2105	1215	906	1215	906
320/70 R20		3625÷4120	1220	1645	760÷975	255	2390	2165	1225	907	1225	907
320/70 R20 <small>(garden pro)</small>		3625÷4120	1220	1645	760÷975	255	2390	2165	1225	907	1225	907
33x12.50-15		3625÷4120	1220	1645	760÷975	180	2315	2090	1260	920	1260	920
340/65 R18		3625÷4120	1220	1645	760÷975	205	2340	2115	1280	957	1280	957
380/70 D15		3625÷4120	1220	1645	760÷975	215	2350	2125	1380	990	1380	990
440/50 R17		3625÷4120	1220	1645	760÷975	185	2320	2095	1550	1119	1550	1119

*With cab.

SAT

Customer Service Team

ANTONIO CARRARO® ORIGINAL SPARE PARTS AND ASSISTANCE

The AC dealer network utilizes modern equipment and instruments that have been especially designed and built for maintenance work on AC tractors. The technicians at every authorised dealership periodically attend technical training courses at the Parent Company's facilities. Each authorised workshop employs highly qualified staff and provides an extensive range of services in order to offer its Customers maximum peace of mind and total protection. AC dealers can give their Customers information on all the services related to the care of AC tractors.

AFTER-SALES SERVICE

Thanks to the capillary network of dealers and the competence of the Service Managers, the Parent Company can assure all-around skills. With the right maintenance work, every AC tractor will continue to provide excellent performance throughout its operating lifetime.

ORIGINAL ANTONIO CARRARO SPARE PARTS

Original Antonio Carraro Spare Parts is a registered trademark. The elevated standards of design and the stringent tests carried out during the entire production process assure maximum quality levels. With Original AC Spare Parts, Customers can be certain of maintaining tractor performance unaltered over time, thus preserving the safety and the value of the tractor.



XG MAXIMUM PROTECTION: 4 years without worries!



As a proof of its reliability, Antonio Carraro offers, in addition to its two-year standard warranty, an extension of warranty coverage up to three or four years, called **EXG Maximum Protection**. At the time of purchase or within the first 24 months of the tractor's life (during which all scheduled maintenance services must be performed as recommended in the AC Use and Maintenance Manual), Customers may apply for either a three- or four-year extended warranty, according to their needs.



Whatever coverage they choose, Customers are recommended to have all service performed at any of the **authorised locations of our global dealer network**, where repairs will be carried out by highly qualified personnel using only **AC Original Spare Parts**. In case of sale of the tractor, the warranty coverage may be transferred to the new owner.





N° 1 SPECIAL TRACTORS

ANTONIO CARRARO SPA
Via Caltana, 24
35011 Campodarsego Padova ITALY
info@antoniocarraro.it
antoniocarraro.it

DEALER:

