



CK30 Series

24.5 - 50 HP



CK30 SERIES

Tough jobs need a tough tractor.

Kioti CK30 Series will be a perfect partner for you. Ranging from 24.5 to 50 HP, this series of high-performance compact tractors pack impressive power and smooth handling into one dependable workhorse.

Manual(12F×12R) or HST(3 Range)

CAB or Rear & Mid ROPS

Compact design from 24.5 to 50 HP

KIOTI Stage V Diesel Engine

Premium features

Single Lever Joystick (HST)





KIOTI RC1060



* All product images are for illustrative purpose only and may differ from the actual product.




Window Wipers & Rear Window Hot-Wire

The front and rear(opt.) window wipers and hot-wire ensure the clear visibility by keeping the window clean from rain, dust or condensation. Wipers are positioned to minimize the impact on operator's view.



Independent PTO Switch & Auto PTO

Rear independent PTO is easily engage by the simple turn of a knob. A safety interlock prevents the engine from starting if the PTO switch is left on. All models come standard with a selectable manual or automatic PTO option. When the Auto PTO is engaged, the PTO will automatically shut off when the 3-point control is raised, eliminating exposure to the running implements.



Single Lever Joystick(Std. HST & Cab)

The single lever joystick feature makes for easier and more efficient front loader operation. The lever returns to neutral when released. A float position allows the bucket floatation over the ground surface.

Panoramic Cab View

The large unobstructed windows provide a panoramic view for wider sight lines.

Stationary PTO

Stationary PTO feature enables the use of various implements.



CK30 Series


Powerfully Built. Great Comfort.

Compact and easy to use, but robust and innovative.



One-touch Hood

Easy liftable hoods allow convenient access for daily service check.



KIOTI Diesel Engine

The premium diesel engine meets EU emission regulations and offers a quiet, smooth running but powerful performance.



Power Steering with Tilt

The standard power steering reduces the effort required to make tight, repetitive turns. The tilt function helps to adjust the steering wheel according to operator needs.



Deluxe Suspension Seat with Armrest

An adjustable suspension seat gives the operator a comfortable ride even after long operation hours in any task. A retractable seatbelt is a standard feature on all KIOTI tractors for operators' safety.




Illuminated Dashboard

The illuminated dashboard ensures great visibility while working in bright daylight or at night.




HST Linked Easy Speed (HST model)

When the HST linked pedal is engaged, the HST pedal and the engine rpm are synchronized. As the forward or reverse pedal is depressed, engine rpm increases to provide more torque for increased load. This reduces fuel consumption and simplifies tractor operation for a variety of utility and loader applications.




Sun visor (Cab model)

Sun visor protects the operator from constant exposure to the sun and improves operator visibility on sunny days.



Rear Remote Valves (4 ports)

All Cab models come standard with dual remote hydraulic valves to accommodate a wide variety of implements.



High Ground Clearance

The minimum ground clearance of 340mm provides a comfortable ride even on rocky or uneven terrain.

SPECIFICATIONS (24.5 & 35HP)

MODEL	CK2630D	CK2630H	CK2630CH	CK3530	CK3530D	CK3530C	CK3530H	CK3530CH	
ENGINE									
Manufacturer	Daedong								
Model	3A165LWM-E1	3A165LWH-E1		3H-TM5B			3H-TH5B		
Engine Gross Power	HP	24.5		34.9					
Rated Revolution	rpm	2,400		2,600					
Max. Torque	Nm	84		115					
Torque reserve percentage	%	15		20					
Type	In-line Vertical, Water-cooled, 4 cycle Diesel			In-line Vertical, Water-cooled, 4 cycle CRDI Diesel					
No. of cylinders				3					
Total displace	cc	1,647		1,826					
CAPACITY									
Fuel tank	ℓ				34				
PTO									
Rear PTO	rpm	Independent 540/540E							
Mid PTO	rpm	Option(2,000)							
HYDRAULIC									
3 Point Lift Control Type	Position, Draft, Mixed Control	Position			Position, Draft, Mixed Control	Position			
Implement Pump	ℓ /min	24			26				
Power Steering Pump	ℓ /min	15.6			16.9				
Total Hydraulic Flow	ℓ /min	39.6			42.9				
3-Point Hitch Type	Category I								
Lower Link Type	Ball		Quick		Ball		Quick		
Lift capacity at lift point	kg.f	1,030							
Drawbar type	Bar(Clevis)								
No. of standard remote valve's ports (Rear)	2 ports		4 ports		2 ports		4 ports		
DRIVE TRAIN									
Transmission	Manual	HST		Manual			HST		
No. of speeds	12 × 12		3 Ranges		12 × 12			3 Ranges	
Shuttle Type	Synchro shuttle	Hydrostatic Drive		Synchro shuttle			Hydrostatic Drive		
Steering	Hydrostatic Power Steering								
Mechanical differential lock	Rear Standard								
Traveling Speeds at Rated Engine Speed (w/AG tire)									
Forward	km/h	1.31 ~ 15.50	0 ~ 16.11		1.65 ~ 25.00			0 ~ 25.48	
Reverse	km/h	1.27 ~ 15.10	0 ~ 11.28		1.61 ~ 24.36			0 ~ 17.58	
DIMENSIONS									
Overall length(includes 3-pt hitch)	mm	3,063							
Overall width(minimum tread)	mm	1,385(w/ AG Tire)							
Tread width Front 4wd	mm	1,126(w/ AG Tire)							
Tread width Rear	mm	1,102(w/ AG Tire)							
Overall height(with ROPS)	mm	2,118(w/ AG Tire)	2,507(w/ AG Tire)	-	2,507(w/ AG Tire)	2,118(w/ AG Tire)	-	2,507(w/ AG Tire)	
Overall height (Top of Cabin)	mm	-	-	2,359(w/ AG Tire)	-	-	2,359(w/ AG Tire)	2,359(w/ AG Tire)	
Wheel base	mm	1,670							
Ground(Crop) clearance	mm	340(w/AG Tire)							
Turning radius(w/brake)	mm	2,450							
TIRE SIZE									
AG. Tire Front	7-16								
AG. Tire Rear	11.2-24								
Turf. Tire Front	27×8.5-15								
Turf. Tire Rear	41×14-20								
Industrial. Tire Front	25×8.5-14								
Industrial. Tire Rear	15-19.5								

* NOTE : Specifications and design are subject to change without notice.

SPECIFICATIONS (40HP)

MODEL	CK4030	CK4030D	CK4030C	CK4030H	CK4030CH
ENGINE					
Manufacturer	Daedong				
Model	3H-TM5B			3H-TH5B	
Engine Gross Power	HP	39.6(29.5)			
Rated Revolution	rpm	2,600			
Max. Torque	Nm	118			
Torque reserve percentage	%	9			
Type	In-line Vertical, Water-cooled, 4 cycle CRDI Diesel				
No. of cylinders	3				
Total displace	cc	1,826			
CAPACITY					
Fuel tank	ℓ	34			
PTO					
Rear PTO	rpm	Independent 540/540E			
Mid PTO	rpm	Option(2,000)			
HYDRAULIC					
3 Point Lift Control Type	Position	Position, Draft, Mixed Control	Position		
Implement Pump	ℓ /min	26			
Power Steering Pump	ℓ /min	16.9			
Total Hydraulic Flow	ℓ /min	42.9			
3-Point Hitch Type	Category I				
Lower Link Type	Ball	Quick	Ball	Quick	
Lift capacity at lift point	kg.f	1,030			
Drawbar type	Bar(Clevis)				
No. of standard remote valve's ports (Rear)	2 ports	4 ports	2 ports	4 ports	
DRIVE TRAIN					
Transmission	Manual			HST	
No. of speeds	12 × 12			3 Ranges	
Shuttle Type	Synchro shuttle			Hydrostatic Drive	
Steering	Hydrostatic Power Steering				
Mechanical differential lock	Rear Standard				
Traveling Speeds at Rated Engine Speed (w/AG tire)					
Forward	km/h	1.65 ~ 25.00		0 ~ 25.48	
Reverse	km/h	1.61 ~ 24.36		0 ~ 17.58	
DIMENSIONS					
Overall length(includes 3-pt hitch)	mm	3,063			
Overall width(minimum tread)	mm	1,385(w/ AG Tire)			
Tread width Front 4wd	mm	1,126(w/ AG Tire)			
Tread width Rear	mm	1,102(w/ AG Tire)			
Overall height(with ROPS)	mm	2,507(w/ AG Tire)	2,118(w/ AG Tire)	-	2,507(w/ AG Tire)
Overall height (Top of Cabin)	mm	-	-	2,359(w/ AG Tire)	2,359(w/ AG Tire)
Wheel base	mm	1,670			
Ground(Crop) clearance	mm	340(w/ AG Tire)			
Turning radius(w/brake)	mm	2,450			
TIRE SIZE					
AG. Tire Front	7-16				
AG. Tire Rear	11.2-24				
Turf. Tire Front	27×8.5-15				
Turf. Tire Rear	41×14-20				
Industrial. Tire Front	25×8.5-14				
Industrial. Tire Rear	15-19.5				

* NOTE : Specifications and design are subject to change without notice.

SPECIFICATIONS (45 & 50HP)

MODEL	CK4530D	CK4530H	CK4530CH	CK5030D	CK5030C	CK5030H	CK5030CH
ENGINE							
Manufacturer	Daedong						
Model	3HT-TM5E	3HT-TH5E		3HT-TM5E		3HT-TH5E	
Engine Gross Power	HP	44.9		50.3			
Rated Revolution	rpm	2,600					
Max. Torque	Nm	148		166			
Torque reserve percentage	%	20					
Type	In-line Vertical, Water-cooled, 4 cycle CRDI Diesel						
No. of cylinders	3						
Total displace	cc	1,826(111.4)					
CAPACITY							
Fuel tank	ℓ	34					
PTO							
Rear PTO	rpm	Independent 540/540E					
Mid PTO	rpm	Option(2,000)					
HYDRAULIC							
3 Point Lift Control Type	Position, Draft, Mixed Control	Position		Position, Draft, Mixed Control		Position	
Implement Pump	ℓ /min	26					
Power Steering Pump	ℓ /min	16.9					
Total Hydraulic Flow	ℓ /min	42.9					
3-Point Hitch Type	Category I						
Lower Link Type	Ball	Quick	Ball	Quick	Ball	Quick	
Lift capacity at lift point	kg.f	1,030					
Drawbar type	Bar(Clevis)						
No. of standard remote valve's ports (Rear)	2 ports	4 ports	2 ports	4 ports	2 ports	4 ports	
DRIVE TRAIN							
Transmission	Manual	HST		Manual		HST	
No. of speeds	12 × 12	3 Ranges		12 × 12		3 Ranges	
Shuttle Type	Synchro shuttle	Hydrostatic Drive		Synchro shuttle		Hydrostatic Drive	
Steering	Hydrostatic Power Steering						
Mechanical differential lock	Rear Standard						
Traveling Speeds at Rated Engine Speed (w/AG tire)							
Forward	km/h	1.65 ~ 25.00	0 ~ 25.48	1.65 ~ 25.00	0 ~ 25.48	0 ~ 25.48	
Reverse	km/h	1.61 ~ 24.36	0 ~ 17.58	1.61 ~ 24.36	0 ~ 17.58	0 ~ 17.58	
DIMENSIONS							
Overall length(includes 3-pt hitch)	mm	3,063					
Overall width(minimum tread)	mm	1,385(w/ AG Tire)					
Tread width Front 4wd	mm	1,126(w/ AG Tire)					
Tread width Rear	mm	1,102(w/ AG Tire)					
Overall height(with ROPS)	mm	2,118(w/ AG Tire)	2,507(w/ AG Tire)	-	2,118(w/ AG Tire)	-	2,507(w/ AG Tire)
Overall height (Top of Cabin)	mm	-	-	2,359(w/ AG Tire)	-	2,359(w/ AG Tire)	-
Wheel base	mm	1,670					
Ground(Crop) clearance	mm	340(w/ AG Tire)					
Turning radius(w/brake)	mm	2,450					
TIRE SIZE							
AG. Tire Front	7-16						
AG. Tire Rear	11.2-24						
Turf. Tire Front	27×8.5-15						
Turf. Tire Rear	41×14-20						
Industrial. Tire Front	25×8.5-14						
Industrial. Tire Rear	15-19.5						

Standard Equipment

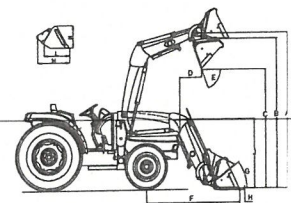
- Rear PTO
- Joystick Valve (for HST and Cab model)
- Auto PTO
- Rear View Mirror
- Parking Brake
- Horn
- 7 Pin Socket
- Head Lamp
- Fron & Rear Working Light (for Cab Model)
- Signal Lamp
- Air Conditioner & Heater (for Cab model)
- Rear Window Hot-wire (for Cab model)
- Seat Armrest
- Sun Visor (for Cab model)
- Front Hitch
- Fuel Tank Cap
- PTO Cover
- Cup Holder
- HST Cruise (for HST model)
- HST Link (for HST model)
- Tool Box
- Fuel Heater (for 35, 40, 45, 50 HP)
- PTO Cruise (for 35, 40, 45, 50 HP)
- Power Socket (for HST and Cab model)

Optional Equipment

- Mid PTO
- Front & Rear Weights
- Room Mirror (for Cab model)
- Stereo (for Cab model)
- Beacon Wireharness
- Rear Window Wiper (for Cab model)
- Sun Canopy (for ROPS model)
- Safety Filter
- Number Plate Bracket (for Cab model)

Available Kioti Attachmen

- Front End Loader



Loader Specifications

MODEL	KL4010	
A	Maximum Lift Height	2,500 mm
B	Clearance with Attachment Level	2,234 mm
C	Clearance with Attachment Dumped	1,839 mm
D	Reach at Maximum Lift Height(45°)	321 mm
E	Maximum Dump Angle	55.5°
F	Reach With Attachment on Ground	1,660 mm
G	Attachment Rollback Angle	41.5°
H	Digging Depth Below Grade	124 mm
J	Overall Height in Carry Position	1,345 mm
L	Depth of Attachment (to back of inner shell)	485 mm
M	Height of Attachment	501 mm
N	Depth of Attachment (to pivot pin)	665 mm
Lift Capacity to Full Height at Pivot Pins		766 kgf
Breakout Force at Pivot Pins		1,162 kgf
Lift Cylinder		ø50-524ST m
Bucket Cylinder		ø50-395ST m
Attachment used for specification		1,524/1,676 m
Bucket Weight		102/108 kg
Approx. Weight (without Bucket)		310 kg
Bucket Capacity		0.2(0.27)/0.2(0.2)

* NOTE : Specifications and design are subject to change without notice.



Daedong Kioti Europe B.V.
 Koerilenstraat 2-6, 3199 LR, Maasvlakte
 Rotterdam The Netherlands
 Tel +31(0)181-35 30 24
 Website www.kioti.eu

HAFOG HENRIK A.®
 Brøndby +45 43 96 66 11

LIT-CK30-ALL1