

**TIGRE** 4000 / 4400F

*tigre*





# TIGRE 4000 / 4400F

*tigre*



## The Tigre "family"

### Tigre 4000 and Tigre 4400F

The Tigre "family" was developed with the aim of equalling the quality and structural standards of AC top-of-the-range tractors, though on a reduced scale. Tigre 4000 and Tigre 4400F are compact tractors designed for the semi-professional needs of farmers, greenhouse operators, nursery gardeners, ground care operators and evolved hobby farmers.



#### TIGRE 4000

##### Isodiametric steering

This fantastic "jack of all trades" was designed to perform a wide variety of activities in the management of small farms, allotments, greenhouses, parks, gardens, sports fields and municipal areas.

The four isodiametric driving wheels, together with the ACTIO™ chassis, assure operating comfort and safety thanks to the constant traction and ground adherence.

PTO synchronised with all gear speeds The power lift features a 3-point hitch and adjustable tie-rods with a capacity of 850 Kg.

#### ENGINE

Lively direct injection liquid-cooled diesel engine - 3-cylinder and 4-stroke - 31hp  
- delivers **elevated drive torque** right from the lowest revs with over 86 Nm already at 1700 rpm.

This generous torque means:  
lower fuel consumption, lower emissions,  
lower noise, lower vibrations.



i.e.:

- + **towing capacity and efficiency even at low revs**
- + **operating comfort**
- + **cost savings**
- + **respect for the environment**

PLUS





## SAFETY AND COMFORT

### Bodywork

The tapered and streamlined design of the bodywork offers the operator immediate **front visibility**. Solid and enfolding, it has no projections or edges of any kind, even the exhaust pipe is fully integrated. This singular compactness and simplicity of its lines makes it easy to handle in the tightest of spaces.

Its **ground clearance, a good 275 mm**, allows it to be used on all types of terrain.

The front bumper, made from a **single cast element**, acts as front ballast as well as a sump guard surrounding the engine and assures maximum operating safety. A sturdy tow hook is integrated into the bumper.

The steel mesh front and sides of the hood assure **excellent heat exchange** even in tropical temperatures.

The painstaking engineering of the elements in the engine housing allow for practical and immediate inspections, assisted by the **front opening of the hood** with a central supporting piston.



### Dashboard

The elegant, technological and backlit analogue/ digital dashboard, a multi-purpose on-board instrument featuring a modern design, is integrated into the dashboard panel and protected by an anti-glare dome. The instrument constantly controls of all functions with high-visibility LED signalling even in direct sunlight.

### Seat

Fitted with safety belts and height and comfort adjustments, it is also available with pneumatic suspension on request.

### Steering

The sensitive and precise hydrodrive power-assisted steering assures excellent manoeuvrability and maximum comfort. The Load Sensing (T4400F) system guarantees safety and efficiency in all conditions and optimises hydraulic flow at all times. The minimum steering radius reduces the number of manoeuvres and, consequently, work time.

### Control levers

All the controls are ergonomically positioned in a logical sequence.

### Power lift

Powerful three-point hitch with two external cylinders, elevated lifting capacity, cat. 1 - 1N, adjustable tie-rods.

### Brakes

Drum service brakes (floating on the T4400F) acting on the rear wheels. Independent (opt. on the T4000) and simultaneous braking.


### Roll-bars

**Front pull-down**, featuring a low-profile design and integrated into the tractor chassis to allow manoeuvring in the tightest of spaces.

**Rear fixed**, integrated into the multi-purpose number plate holder and distributor support panel.

### Lighting assemblies

The new front headlights feature halogen bulbs giving off a brilliant, white, wide and deep beam.







#### Driving seat

Designed to "accommodate" even the least agile or the most generously-sized operator, it is **spacious and comfortable**, and lined in thick padding for minimising vibrations and noise.

It is located in the centre of oscillation of the ACTIO™ chassis to **minimise jerking and jolting** for the operator, thus relieving stress and fatigue even after many hours of work.

The central driving tunnel, unobstructed and free of projecting elements, makes the driving position **easy to access**. The fittings to the side of the seat feature a handy large pocket and a **thermos** and drinks holder.



### TIGRE 4400F

#### Differential wheel steering

*This tractor has been designed for specialised farming, ground care, worksites and earth moving. PTO synchronised with all gear speeds. The hydraulic system features a standard or controlled effort and position power lift with single- and double-acting hydraulic couplers (floating position) up to a maximum of 4 fittings and 4 rapid couplers (opt.) The power lift features a 3-point hitch and adjustable tie-rods with a capacity of 1000 Kg. The particularly spacious and comfortable driving seat offers more living space for generously-sized operators. The driving platform is suspended on anti-vibration devices.*

#### ENGINE

Lively direct injection liquid-cooled diesel engine - 3-cylinder and 4-stroke - 38hp - delivers **elevated drive torque** right from the lowest revs with over 111 Nm already at 1200 rpm.

This generous torque means: lower fuel consumption, lower emissions, lower noise, lower vibrations.



i.e.:

- + **towing capacity and efficiency even at low revs**
- + **operating comfort**
- + **cost savings**
- + **respect for the environment**

**PLUS**





## ACTIO™ - Full chassis with oscillation

*A perfect balance between agility and adherence*

The ACTIO™ chassis determines excellent weight distribution on the axles and a low centre of gravity. The tractor remains stable and safe in all work situations with the four drive wheels constantly glued to the ground.



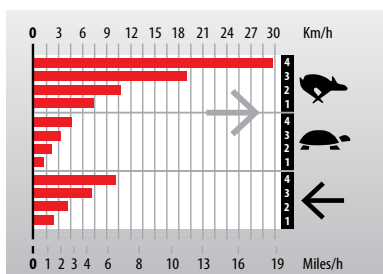
Consistently with the *family-feeling* focus of the top-of-the-range AC tractors, the new design improves appearance and optimises functionality. The enfolding and dynamic streamlined profile of the hood, integrated with stylised mudguards fitted with lighting assemblies and extensions, assures extensive **operating visibility** in all directions. All the bodywork parts are made from flexible but highly resistant **shockproof material** in order to prevent damage in case of accidental impacts with crop branches.

The concept of these tractors puts **operator comfort** at the centre of every technical solution, thanks to a painstaking analysis of ergonomics and driving simplification allowing the operator to work in an upright but relaxed position.

The **compact nature** of these vehicles makes them extraordinarily handy. All of them feature **power-assisted steering** which allows agile and precise manoeuvres to be made around plants and obstacles, thus halving working times.

Their **ground clearance** (at the top of their category) allows them to be used on the roughest terrain.

The strategic choice of direct injection, water-cooled **engines** assures **fuel saving**, very low emissions and outstanding performance.



## Hydraulic system

Generous as regards both fittings and capacity (30l/min), it can control both lift and position (opt. for T4400F); the distributors are single-acting, double-acting or double-acting with floating position.

## Fuel tank


Totally integrated into the hood and placed on anti-vibration dampers, its elevated capacity and reduced fuel consumption lengthens working times.

## Transmission

Integral, with 12 gears and assisted changes (8 FW + 4 RV) offers a choice of speeds in a logical sequence suitable for all uses, situations and terrain. Dry single-disk clutch.

## PTO

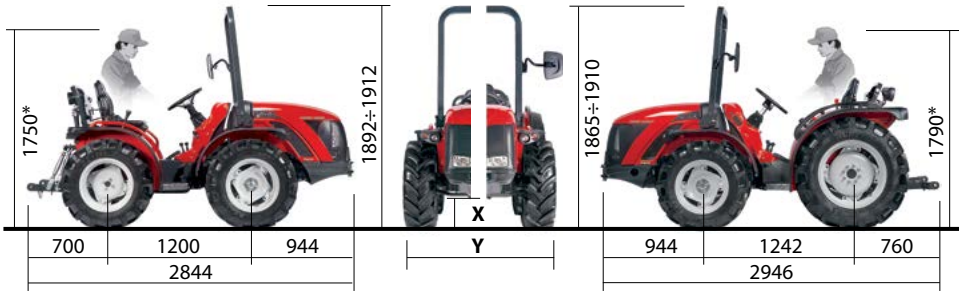
Standard 540, synchronised with all gear speeds ASAE 1" 3/8 profile with 6 grooves. Independent engagement/disengagement when loaded (optional).



DIMENSIONS: TIGRE

TIGRE 4000

Wheels			
Ant./Post.	X	Y	
7.50-16	275	1105	
7.5L-15	255	1168	
29-12.50-15	255	1333	
6.50-16	260	1055	
260/70 R16	275	1242	



TIGRE 4400F

Wheels			
Ant.	Post.	X	Y
7.50-16	300/70 R20	260	1276
29x12.50-15	36x13.50-15	215	1438
260/70 R16	300/70 R20	260	1276

\*Height calculated with the operator of average height sitting (mm 1750)

TECHNICAL DATA: TIGRE / TIGRE F



TIGRE 4000		TIGRE 4400F - MY 2015
<b>ACTIO™ chassis</b>	Full chassis with oscillation +/- 15° • Steering wheels	Full chassis with oscillation +/- 15° • Steering wheels
	<b>4 equal wheel drive</b>	<b>4 unequal wheel drive • Rear final drive</b>
<b>Engine Type</b>	Yanmar - Direct-injection diesel - Natural/internal induction - Emissions regulations: Stage 3A	
N° Cylinders	3	3
Displacement (CC)	1331	1642
Power kW/HP (97/68/CE)	22,8/31	28/38
Maximum engine revs	3000	3000
Torque max (Nm/revs)	86,2/1700	111/1200
Cooling	Water	Water
Tank Capacity (litres):	30	30
<b>Transmission</b>	Mechanical gearbox with assisted changes and 12 gears (8 FW + 4 RV)	
<b>PTO</b>	Standard speed 540 rpm and synchronised at all gear speeds	
	Multi-disk clutch in oil bath with independent engagement/disengagement under load (optional)	
Shaft	Profile 1" 3/8 with 6 splines with facilitated engagement	
Hydraulic system	Flow rate 30 litres/min	Flow rate 30 litres/min
Operating Pressure (bar)	125	160
<b>Rear hydraulic lift</b>	3-points hitch Cat. 1 and 1N - Adjustable third hitch and vertical tie-rods	
Capacity (Kg)	850	1000
<b>Steering</b>	Hydraulic	Hydraulic power-steering with "Load Sensing" system
<b>Brakes</b>	Standard and parking brakes	Standard and parking brakes
	Steering brakes (optional)	Steering brakes
<b>Platform</b>	Suspended on vibration dampers	
<b>Weight</b> in order of speed (Kg)	1050	1250
<b>Emergency</b>	Foldable front protection roll bar - Integrated rear safety bar	
<b>Electrical system</b>	• Backlit analogue/digital dashboard with fuel level and water temperature gauges, indicator LED's, digital PTO rev display, acoustic and visual emergency alarms and anti-glare dome • Tachometer/revolution counter • Halogen headlamps • 12V 7-pole / single-pole outlet • Claxon • Alternator 40Ah (for 4000) - 55Ah (for 4400)	
<b>Standard Features</b>	• Front and rear differential lock • Std/ Synchro PTO control • Mechanical disengagement control for front drive wheels (for 4400F) • Adjustable suspension seat • Safety belts • Handles on mudguards • Flexible widenings for rear and front mudguards (optional for 4000) • Rear tow hitch • Front tow hook integrated into bumper • 1 double acting distributor with floating position and 2 quick couplings (opt. for 4000)	
<b>Optional Features</b>	• Pneumatic suspension for the seat • Hydraulic power lift with draft and position control (for 4400F) • Multi-disk clutch in oil bath with independent engagement/disengagement under load • Rear revolving working light • Front and rear wheel ballasts • Up to 4 types of front hydraulic system with a maximum of 4 hydraulic couplers (for 4400F) • Adjustable steering wheel (for 4400F)	

The description and illustrations in this brochure are provided simply for information purposes; they are not binding and may be varied at any time without notice.

ANTONIO CARRARO SPA  
Via Caltana, 24  
35011 Campodarsego Padova ITALY  
info@antoniocarraro.it  
antoniocarraro.com