

The STIGA logo is positioned in the upper left corner of the image. It features a stylized, bold 'S' followed by the word 'TIGA' in a clean, sans-serif font. The background of the entire image is a photograph of a modern house with a red-tiled roof and large glass windows, set against a backdrop of green trees and a blue sky with light clouds. In the foreground, two robotic lawn mowers are parked on a lush green lawn. One mower is orange and black, and the other is dark grey and black, both with the STIGA logo on their side.

STIGA

Range 2023

The background of the entire page is a close-up, high-contrast photograph of a palm frond. The image shows the intricate, fan-like structure of the palm leaves, with many fine, dark veins radiating from central points. The colors are a mix of dark browns, greys, and some lighter, almost white highlights, creating a complex, organic pattern.

STIGA

2023 Product range

-
- 4 ePower 48V system
 - 6 ePower 20V system
 - 7 STIGA.GO app

8 Robot mowers

- 10 Autonomous robot mowers
- 11 Wire-guided robot mowers

12 Lawn mowers

- 13 Battery lawn mowers
- 18 Petrol lawn mowers
- 23 Push cylinder mowers

24 Axial mowers

- 25 Battery axial mowers

26 Lawn tractors

- 27 Battery lawn tractors
- 30 Petrol lawn tractors

34 Front mowers

- 35 Petrol front mowers
- 38 Cutting decks

40 Hand-held tools

42 Brushcutters and grass trimmers

- 42 Battery brushcutters
- 43 Battery grass trimmers
- 44 Petrol brushcutters
- 45 Corded grass trimmers

46 Hedge trimmers

- 46 Battery hedge trimmers
- 48 Petrol hedge trimmers
- 48 Corded hedge trimmers

49 Chainsaws

- 49 Battery chainsaws
- 50 Petrol chainsaws
- 51 Corded chainsaws

52 Multi-tools

- 52 Battery multi-tools
- 53 Petrol multi-tool
- 53 Battery Multi-mate

54 Cleaning

- 54 Push sweepers
- 55 Petrol sweepers
- 56 Blowers
- 58 High pressure cleaners
- 59 Battery snow throwers

60 Soil and ground care

- 61 Tillers
- 62 Scarifiers
- 63 Chippers and shredders

64 Accessories

- 64 Toys
- 65 Robot mowers
- 65 Lawn mowers
- 66 48V batteries and chargers
- 67 20V batteries
- 68 Lawn tractors
- 72 Front mowers

Expert



BH 900e



BL 900e




HT 900e



PH 900e



BC 900e B



PS 900e



**Twinclip
950e V**

ePower 48V System

**Totally interchangeable.
Any battery, any tool.**


STIGA ePower 48V systems are not only strong, but also 'smart'. The tools constantly adjust the power demand to deliver exactly what is needed for the job at hand.

- Tested beyond industry standards to power longer and live longer
- Smartly managed also by chargers
- Safe and reliable in every working condition

Essential



ST 300e



**Combi
336e/340e/344e**

Experience



7.5Ah

5Ah

4Ah

2Ah

Experience



MT 500e

GT 500e

HT 500e

BL 500e

Swift 372e

Collector
548e S

Multiclip
547e / 547e S

ePower

20V System

**Totally interchangeable.
Any battery, any tool.**



In the 20V system the battery is "smart": it recognizes the tool and sets on itself the appropriate working parameters. Changing limits gives optimized run time for each tool and helps maximize the life of the battery.

Essential



STIGA.GO app



Machine setup & working parameters

The app allows robot owners to schedule sessions, switch to Eco-mode, manage cutting parameters.
For electric tractor owners, the app works as virtual dashboard while mowing.



All the machine information at a glance

Total working time, cutting sessions list, maintenance activities to do.



Find my dealer

Link with the selected service point in order to have a quick and effective answer in case of fault.



Warranty registration

The user can easily register the product from the app and access all information related to the warranty at any time.

Electric tractor



Park front mower



Robot mower





**Robot
mowers**

Loves lawn's health. Loves lawn's time.



STIGA Connectivity
Discover more at page 7



Expert



The most featured wireless robot mower with predictive satellite mapping.

Experience

The first wireless robot mower with predictive satellite mapping.

Essential

The first step into the STIGA robot mowers family.



Up to 5.000 sqm

Up to 1.500 sqm

Up to 1.200 sqm



ePower battery up to 10 Ah

ePower battery up to 5 Ah

ePower battery up to 5 Ah



Wireless installation via App
Full remote control via App
Automatic cutting height adjustment
Easy and intuitive user interface
External shell removable & washable

Wireless installation via App
Full remote control via App
Electronic cutting height adjustment via App
Easy and intuitive user interface
External shell removable & washable

Spot cut mode
External shell removable & washable
Easy and intuitive user interface



Active Guidance System
Organised cut
Up to 50% (27°) slope management
Virtual sub-zone management
Advanced tyre tread
Automatic short path (Back-home function)

Active Guidance System
Organised cut
Up to 45% (24°) slope management
Virtual sub-zone management
Automatic short path (Back-home function)

Random cut
Up to 45% (24°) slope management
Go-To-Cut points technology

A 5000
A 3000

A 1500

G 1200
G 600

MOWING

Autonomous robot mowers



Autonomous	A 5000	A 3000	A 1500
POWER			
Battery capacity	2 X 5 Ah	5 Ah	5 Ah
Maximum working time	270 min	150 min	150 min
Motor type	Brushless	Brushless	Brushless
Maximum working area	5000 m²	3000 m²	1500 m²
CUTTING SYSTEM			
Cutting method	Organized	Organized	Organized
Cutting width	26 cm	26 cm	18 cm
Cutting height range	20 – 65 mm	20 – 65 mm	20 – 60 mm
Cutting height adjustment	Electronic	Electronic	Electronic
Cutting height on a zone	Yes	Yes	No
Smart cutting height adjustment	Yes	Yes	Upgradable
Blade type	6 Pivoting blades	6 Pivoting blades	4 Pivoting blades
Blade speed	2400 rpm	2400 rpm	2850 rpm
Rain sensors	Yes	Yes	Yes
Maximum slope	50%	50%	45%
NAVIGATION AND DEVICES			
APP Control	4G	4G	4G
Virtual zone exclusion	Yes	Yes	Yes
Grass care organized cut	Yes	Yes	Yes
Back to charge	Automatic short path	Automatic short path	Automatic short path
STANDARD EQUIPMENT AND INSTALLATION			
Reference GPS antenna	Included	Included	Included
Docking station	Yes	Yes	Yes
Base protection cover	-	-	Optional
PRODUCT SAFETY			
Obstacle detection sensors	Yes	Yes	Yes
Obstacle notification	Yes	Yes	Upgradable
Lift sensor	Yes	Yes	Yes
Theft alert	Yes	Yes	Yes
Art. N.	2R9106028/ST1	2R9102028/ST1	2R7102028/ST1
Battery kit included			

The technology of the robot is based on data communication between the STIGA Cloud and the robot itself. The subscription fee is mandatory for Autonomous robot mowers to work and depends on the amount of data required.

Connectivity pack 1	12 months duration / 750 mowing hours
Connectivity pack 2	24 months duration / 1500 mowing hours
Connectivity pack 3	36 months duration / 4200 mowing hours

MOWING

Wire-guided robot mowers



Wire-guided	G 1200	G 600
POWER		
Battery capacity	5 Ah	2.5 Ah
Maximum working time	150 min	90 min
Motor type	Brushless	Brushless
Maximum working area	1200 m ²	600 m ²
CUTTING SYSTEM		
Cutting method	Random	Random
Go-to-Cut points	5	3
Cutting width	18 cm	18 cm
Cutting height range	20 - 60 mm	20 - 60 mm
Blade type	4 Pivoting blades	4 Pivoting blades
Blade speed	2850 rpm	2850 rpm
Eco-mode	Yes	No
Rain sensors	Yes	Yes
Maximum slope	45%	45%
NAVIGATION AND DEVICES		
APP Control	Bluetooth	Bluetooth
User interface	Keypad	Keypad
Back to charge	On wire / Run Beside Wire (RBW)	On wire / Run Beside Wire (RBW)
STANDARD EQUIPMENT AND INSTALLATION		
Installation wire length	Not included	Not included
Fixing nails	7	7
Connectors	2	2
Docking station	Yes	Yes
Base protection cover	Optional	Optional
PRODUCT SAFETY		
Obstacle detection sensors	Yes	Yes
Lift sensor	Yes	Yes
Theft alert	Yes	Yes
Art. N.	2R3102018/ST2	2R3101018/ST2
Battery kit included		



Lawn mowers

Our unique STIGA Fulcrum handle concept is easy to operate, easy to fold, easy to manoeuvre and finally, easy to store.

Laterally adjustable

The handle can be adjusted to the left by 25°, allowing the user to mow closer to walls and hedges.

Sturdiness

The lower part of the handle is designed to absorb vibrations coming from the deck, which enhances the comfort.

Rotatory folding

Storing the mower has never been easier! The handle can be folded and stored in less space.



What's my name?

e = ePower battery // **S** = Self propelled // **V** = Self propelled + speed Variator

Battery lawn mowers



Multiclip	747e V Kit	547e S Kit	547e Kit
Series	7	5	5
POWER			
Power source	Lithium-ion battery	Lithium-ion battery	Lithium-ion battery
Battery voltage	48V	48V	48V
Incl. in battery kit version	2 x 4 Ah	2 x 4 Ah	4 Ah
DRIVING			
Driving	Self-propelled	Self-propelled	Push
Wheels	180/180 mm grooved wheels on ball bearings with soft tread	180/180 mm grooved wheels on ball bearings with soft tread	180/180 mm grooved wheels on ball bearings with soft tread
MOWING			
Cutting width	45 cm	45 cm	45 cm
Cutting method	Mulching	Mulching	Mulching
Maximum working area	800 m²	800 m²	500 m²
Maximum working time	40'	40'	25'
Cutting height adjustment	Centralized	Centralized	Centralized
Cutting height positions	5 positions	5 positions	5 positions
Cutting height range	31 - 80 mm	31 - 80 mm	31 - 80 mm
COMFORT			
Deck material	Galvanized steel	Steel	Steel
Handlebar type	Fulcrum + keypad and soft grip	Fulcrum + soft grip	Fulcrum + soft grip
Adjustable handlebar	Yes	Yes	Yes
Foldable handlebar	Yes	Yes	Yes
Front handle	Yes	Yes	Yes
Product weight	25 kg	22 kg	22 kg
Art. N.	298473278/ST1	298472058/ST1	298471058/ST2
Battery kit included			

Multiclip

Iconic mulching quality
with STIGA patented blades.

- Cutting width from 45 to 48 cm
- STIGA patented Multiclip blades
- Available power sources: battery and petrol



Battery lawn mowers



Twinclip

950e V Kit

Series	9
POWER	
Power source	Lithium-ion battery
Battery voltage	48V
Incl. in battery kit version	2 x 7.5 Ah
DRIVING	
Driving	Self-propelled
Wheels	210/240 mm grooved aluminum wheels on ball bearings
MOWING	
Cutting width	48 cm
Cutting method	Collecting, Mulching, Side discharge, Rear discharge
Maximum working area	1100 m²
Maximum working time	40'
Cutting height adjustment	Centralized
Cutting height positions	7 positions
Cutting height range	25 - 77 mm
Collector type	Textile (plug-in) with warn
Collector capacity	70 L
Deck material	Galvanized steel
COMFORT	
Handlebar type	Ergonomic 25 mm adj. by button with keypad + soft grip
Adjustable handlebar	Yes
Foldable handlebar	Yes
Front handle	Yes
Product weight	42 kg
Art. N.	294513998/ST1
Battery kit included	



Twinclip

Superior cutting and collecting performance with maximum comfort and impressive endurance.

- Cutting width from 48 to 53 cm
- Double-edged STIGA Twinclip blade
- Available power sources: battery and petrol

Battery lawn mowers



Combi	753e V Kit
Series	7
POWER	
Power source	Lithium-ion battery
Battery voltage	48V
Incl. in battery kit version	2 x 5 Ah
DRIVING	
Driving	Self-propelled
Wheels	200/280mm grooved wheels on ball bearings with soft tread
MOWING	
Cutting width	51 cm
Cutting method	Collecting, Mulching, Side discharge, Rear discharge
Maximum working area	600 m ²
Maximum working time	25'
Cutting height adjustment	Centralized
Cutting height positions	6 positions
Cutting height range	22 - 80 mm
Collector type	Hybrid with warn
Collector capacity	60 L
Deck material	Galvanized steel
COMFORT	
Handlebar type	Fulcrum + keypad and soft grip
Adjustable handlebar	Yes
Foldable handlebar	Yes
Front handle	Yes
Product weight	31 kg
Art. N.	2L0537978/ST1
Battery kit included	

344e Kit	340e Kit	336e Kit
3	3	3
POWER		
Lithium-ion battery	Lithium-ion battery	Lithium-ion battery
48V	48V	48V
5 Ah	4 Ah	2 Ah
DRIVING		
Push	Push	Push
150/250 mm grooved wheels	150/250 mm grooved wheels	140/170 mm grooved wheels
MOWING		
42 cm	38 cm	34 cm
Collecting, Mulching, Rear discharge	Collecting, Mulching, Rear discharge	Collecting, Mulching, Rear discharge
400 m ²	350 m ²	200 m ²
25'	25'	15'
Centralized	Centralized	Centralized
6 positions	6 positions	6 positions
25 - 75 mm	25 - 75 mm	25 - 75 mm
Textile	Textile	Textile
50 L	40 L	35 L
Polypropylene / ABS	Polypropylene / ABS	Polypropylene / ABS
COMFORT		
Flat with cam locks and comfort switch + soft grip	Flat with cam locks and comfort switch + soft grip	Flat with cam locks and comfort switch + soft grip
Yes	Yes	Yes
Yes	Yes	Yes
Yes	Yes	Yes
15 kg	14 kg	12 kg
294426068/ST2	294386068/ST2	294346068/ST2
Battery kit included		

Combi

Maximum versatility, offering
3 or 4 cutting possibilities
in one machine.

- Cutting width from 34 to 53 cm
- Ergonomically-designed for comfort
- Available power sources: battery and petrol

Battery lawn mowers



Collector	548e S Kit
Series	5
POWER	
Power source	Lithium-ion battery
Battery voltage	48V
Incl. in battery kit version	2 x 4 Ah
DRIVING	
Driving	Self-propelled
Wheels	200/280mm grooved wheels on ball bearings with soft tread
MOWING	
Cutting width	46 cm
Cutting method	Collecting, Rear discharge
Maximum working area	550 m²
Maximum working time	25'
Cutting height adjustment	Centralized
Cutting height positions	6 positions
Cutting height range	22 - 80 mm
Collector type	Hybrid with warn
Collector capacity	60 L
Deck material	Steel
COMFORT	
Handlebar type	Fulcrum + soft grip
Adjustable handlebar	Yes
Foldable handlebar	Yes
Front handle	Yes
Product weight	29 kg
Art. N.	2L0486008/ST1
Battery kit included	

140e Kit	136e Kit	132e Kit
1	1	1
Lithium-ion battery		
20V	20V	20V
2 x 4 Ah	2 x 2 Ah	4 Ah
Push		
140/170 mm grooved wheels	140/170 mm grooved wheels	140/140 mm grooved wheels
38 cm	34 cm	30 cm
Collecting	Collecting	Collecting
350 m²	250 m²	150 m²
25'	15'	20'
Centralized	Centralized	On axles
6 positions	6 positions	3 positions
25 - 75 mm	25 - 75 mm	30 - 70 mm
Hybrid	Hybrid	Plastic
40 L	35 L	30 L
Polypropylene	Polypropylene	Polypropylene
Ergonomic with double hand switch and cam locks + soft grip	Ergonomic with double hand switch and cam locks + soft grip	Flat with single hand switch
Yes	Yes	Yes
Yes	Yes	Yes
Yes	Yes	Yes
12.26 kg	11.75 kg	8.79 kg
291382068/ST2	291342068/ST2	291302068/ST2
Battery kit included		

Collector

Designed for optimal grass cutting and collecting.

- Cutting width from 30 to 46 cm
- Sturdy grass catchers for maximum capacity
- Available power sources: battery and petrol

Battery lawn mowers

Aero

The lightest cordless mower to glide on air.

- Patented STIGA cutting deck
- For lawns up to 100 sqm
- Simplified storage



Aero

132e Kit

Series	1
POWER	
Power source	Lithium-ion battery
Battery voltage	20V
Incl. in battery kit version	2 x 4 Ah
DRIVING	
Driving	Push
Wheels	-
MOWING	
Cutting width	30 cm
Cutting method	Mulching
Maximum working area	100 m ²
Maximum working time	10'
Cutting height adjustment	No
Cutting height positions	No
Cutting height range	No
Deck material	Polypropylene
COMFORT	
Handlebar type	Ergonomic with double hand switch and cam locks + soft grip
Foldable handlebar	No
Front handle	No
Product weight	8.79 kg
Art. N.	298302068/ST1
Battery kit included	

MOWING

Petrol lawn mowers



Multiclip	950 VE	750 S	747 SD	547 S
Series	9	7	7	5
POWER				
Power source	Petrol	Petrol	Petrol	Petrol
Engine brand	STIGA	STIGA	STIGA	STIGA
Engine model	ST 200 LS OHV Autochoke	ST 170 OHV Autochoke	ST 140 OHV Autochoke	ST 120 OHV Autochoke
Displacement	196 cc	166 cc	139 cc	123 cc
Engine rotation speed	2900 rpm	2900 rpm	2900 rpm	2900 rpm
Fuel tank capacity	0.90 L	1 L	0.75 L	0.75 L
Engine Oil tank capacity	0.50 L	0.55 L	0.50 L	0.50 L
DRIVING				
Driving	Self-propelled	Self-propelled	Self-propelled	Self-propelled
Wheels	210/210mm grooved wheels on ball bearings with soft tread	210/210mm grooved wheels on ball bearings with soft tread	180/180 mm grooved wheels on ball bearings with soft tread	180/180 mm grooved wheels on ball bearings with soft tread
MOWING				
Cutting width	48 cm	48 cm	45 cm	45 cm
Cutting method	Mulching	Mulching	Mulching, Side discharge	Mulching
Maximum working area	1700 m²	1700 m²	1500 m²	1500 m²
Cutting height adjustment	Centralized	Centralized	Centralized	3 levers
Cutting height positions	5 positions	5 positions	5 positions	5 positions
Cutting height range	31 - 75 mm	31 - 75 mm	31 - 80 mm	31 - 80 mm
COMFORT				
Deck material	Galvanized steel	Galvanized steel	Galvanized steel	Steel
Handlebar type	Fulcrum + soft grip	Fulcrum + soft grip	Fulcrum + soft grip	Fulcrum + soft grip
Adjustable handlebar	Yes	Yes	No	Yes
Foldable handlebar	Yes	Yes	Yes	Yes
Front handle	Yes	Yes	Yes	No
Starter	Electric start by button	Recoil	Recoil	Recoil
Product weight	35 kg	34 kg	27 kg	25 kg
Art. N.	291503548/ST1	291502048/ST2	298472848/ST2	298472048/ST2

What's my name?

S = Self propelled // **V** = Self propelled + speed Variator // **D** = Side Discharge // **E** = Electric start

Petrol lawn mowers



547 D	547
5	5
Petrol	Petrol
STIGA	STIGA
ST 120 OHV Autochoke	ST 120 OHV Autochoke
123 cc	123 cc
2900 rpm	2900 rpm
0.75 L	0.75 L
0.50 L	0.50 L
Push	Push
180/180 mm grooved wheels on ball bearings with soft tread	180/180 mm grooved wheels on ball bearings with soft tread
45 cm	45 cm
Mulching, Side discharge	Mulching
1500 m ²	1500 m ²
4 levers	4 levers
5 positions	5 positions
31 - 80 mm	31 - 80 mm
Steel	Steel
Fulcrum + soft grip	Fulcrum + soft grip
Yes	Yes
Yes	Yes
No	No
Recoil	Recoil
25 kg	23 kg
298471848/ST2	298471048/ST2



Twinclip	955 VE	950 V
Series	9	9
POWER		
Power source	Petrol	Petrol
Engine brand	Honda	STIGA
Engine model	GCVx170 OHV Autochoke	ST 200 OHV Autochoke
Displacement	167 cc	196 cc
Engine rotation speed	2900 rpm	2900 rpm
Fuel tank capacity	0.95 L	1 L
Engine Oil tank capacity	0.40 L	0.50 L
DRIVING		
Driving	Self-propelled	Self-propelled
Wheels	210/240mm grooved wheels on ball bearings	210/240mm grooved wheels on ball bearings
MOWING		
Cutting width	53 cm	48 cm
Cutting method	Collecting, Mulching, Side discharge, Rear discharge	Collecting, Mulching, Side discharge, Rear discharge
Maximum working area	2500 m ²	2000 m ²
Cutting height adjustment	Centralized	Centralized
Cutting height positions	7 positions	7 positions
Cutting height range	25 - 77 mm	25 - 77 mm
Collector type	Textile (plug-in) with warn	Textile (plug-in) with warn
Collector capacity	70 L	70 L
COMFORT		
Deck material	Galvanized steel	Galvanized steel
Handlebar type	Ergonomic 25 mm adj. by button + soft grip	Ergonomic 25 mm adj. by button + soft grip
Adjustable handlebar	Yes	Yes
Foldable handlebar	Yes	Yes
Front handle	Yes	Yes
Starter	Electric start by button	Recoil
Product weight	47 kg	43 kg
Art. N.	294563538/ST2	294513048/ST1

Petrol lawn mowers



Combi	955 VE	955 V	753 SE	753 S
Series	9	9	7	7
POWER				
Power source	Petrol	Petrol	Petrol	Petrol
Engine brand	STIGA	STIGA	STIGA	STIGA
Engine model	ST 200 LS OHV Autochoke	ST 200 LS OHV Autochoke	ST 170 LS OHV Autochoke	ST 170 OHV Autochoke
Displacement	196 cc	196 cc	166 cc	166 cc
Engine rotation speed	2900 rpm	2900 rpm	2900 rpm	2900 rpm
Fuel tank capacity	0.9 L	1 L	1 L	1 L
Engine Oil tank capacity	0.5 L	0.5 L	0.55 L	0.55 L
DRIVING				
Driving	Self-propelled	Self-propelled	Self-propelled	Self-propelled
Wheels	200/280mm grooved wheels on ball bearings with soft tread	200/280mm grooved wheels on ball bearings with soft tread	200/280mm grooved wheels on ball bearings with soft tread	200/280mm grooved wheels on ball bearings with soft tread
MOWING				
Cutting width	53 cm	53 cm	51 cm	51 cm
Cutting method	Collecting, Mulching, Side discharge, Rear discharge	Collecting, Mulching, Side discharge, Rear discharge	Collecting, Mulching, Side discharge, Rear discharge	Collecting, Mulching, Side discharge, Rear discharge
Maximum working area	2000 m²	2000	1800 m²	1800 m²
Cutting height adjustment	Centralized	Centralized	Centralized	Centralized
Cutting height positions	5 positions	5 positions	6 positions	6 positions
Cutting height range	25 - 80 mm	25 - 80 mm	22 - 80 mm	22 - 80 mm
Collector type	Hybrid with warn	Hybrid with warn	Hybrid with warn	Hybrid with warn
Collector capacity	70 L	70 L	60 L	60 L
Deck material	Galvanized steel	Galvanized steel	Galvanized steel	Galvanized steel
COMFORT				
Handlebar type	Fulcrum + soft grip	Fulcrum + soft grip	Fulcrum + soft grip	Fulcrum + soft grip
Adjustable handlebar	Yes	Yes	Yes	Yes
Foldable handlebar	Yes	Yes	Yes	Yes
Front handle	Yes	Yes	Yes	Yes
Starter	Electric start by button	Recoil	Electric start by button	Recoil
Product weight	40 kg	38 kg	33 kg	33 kg
Art. N.	294557548/ST1	294557848/ST2	2L0536548/ST2	2L0536848/ST2

Petrol lawn mowers



Combi	553 SE	553 S	548 SE
Series	5	5	5
POWER			
Power source	Petrol	Petrol	Petrol
Engine brand	STIGA	STIGA	STIGA
Engine model	ST 170 OHV Autochoke	ST 170 OHV Autochoke	ST 140 LS OHV Autochoke
Displacement	166 cc	166 cc	139 cc
Engine rotation speed	2900 rpm	2900 rpm	2900 rpm
Fuel tank capacity	1 L	1 L	0.9 L
Engine Oil tank capacity	0.55 L	0.55 L	0.5 L
DRIVING			
Driving	Self-propelled	Self-propelled	Self-propelled
Wheels	200/280mm grooved wheels on ball bearings with soft tread	200/280mm grooved wheels on ball bearings with soft tread	200/200mm grooved wheels on ball bearings with soft tread
MOWING			
Cutting width	51 cm	51 cm	46 cm
Cutting method	Collecting, Mulching, Rear discharge	Collecting, Mulching, Rear discharge	Collecting, Mulching, Rear discharge
Maximum working area	1800 m²	1800 m²	1200 m²
Cutting height adjustment	Centralized	Centralized	Centralized
Cutting height positions	6 positions	6 positions	6 positions
Cutting height range	22 - 80 mm	22 - 80 mm	22 - 65 mm
Collector type	Hybrid with warn	Hybrid with warn	Hybrid with warn
Collector capacity	60 L	60 L	60 L
Deck material	Steel	Steel	Steel
COMFORT			
Handlebar type	Fulcrum + soft grip	Fulcrum + soft grip	Fulcrum + soft grip
Adjustable handlebar	Yes	Yes	Yes
Foldable handlebar	Yes	Yes	Yes
Front handle	Yes	Yes	Yes
Starter	Electric start by button	Recoil	Electric start by button
Product weight	37 kg	35 kg	32 kg
Art. N.	2L0536648/ST1	2L0536048/ST1	2L0482548/ST1

Petrol lawn mowers



Collector

548 S

Series

5

POWER

Power source Petrol

Engine brand STIGA

Engine model ST 120 OHV Autochoke

Displacement 123 cc

Engine rotation speed 2900 rpm

Fuel tank capacity 0.75 L

Engine Oil tank capacity 0.50 L

DRIVING

Driving Self-propelled

Wheels 200/200mm grooved wheels on ball bearings with soft tread

MOWING

Cutting width 46 cm

Cutting method Collecting, Rear discharge

Maximum working area 1200 m²

Cutting height adjustment Centralized

Cutting height positions 6 positions

Cutting height range 22 - 65 mm

Collector type Hybrid with warn

Collector capacity 60 L

Deck material Steel

COMFORT

Handlebar type Fulcrum + soft grip

Adjustable handlebar Yes

Foldable handlebar Yes

Front handle Yes

Starter Recoil

Product weight 28 kg

Art. N. 2L0482048/ST2

Compact design with two different cutting methods - collecting and rear discharge.



Push cylinder mowers



A neat, clean cut with no need of power source. Fully adjustable to suit user's height.

SCM	240 R	440 FS
POWER		
Power source	Push	Push
DRIVING		
Driving	Push	Push
MOWING		
Cutting width	40 cm	40 cm
Cutting method	Cylinder (helical cut)	Cylinder (helical cut)
Maximum working area	50 m²	50 m²
Cutting height adjustment	2 levers	Centralized by lever
Cutting height positions	3 positions	9 positions
Cutting height range	25 - 60 mm	25 - 76 mm
Blade type	Helical	Helical
Blade material	Steel	Steel
Number of blades	5	5
Number of spiders	4	4
Grass ejection	Rear	Front
COMFORT		
Handlebar type	Free adaptable	Free adaptable
Product weight	10.50 kg	17.20 kg
Art. N.	290401208/S15	290401608/S15



Grass collector	SCM 240 R*	SCM 440 FS*
Collector type	Textile	Textile
Capacity	18 L	20 L
Product weight	0.80 kg	1.20 kg
Art. N.	290409218/S15	290409618/S15

*Separately available

Axial mowers



Battery axial mowers



Gyro	900e	700e	500e
Series	9	7	5
POWER			
Power source	Lithium-ion battery	Lithium-ion battery	Lithium-ion battery
Battery voltage	48V	48V	48V
Battery capacity	105 Ah	64 Ah	40 Ah
Power	5300 Wh	3300 Wh	2000 Wh
MOWING			
Main cutting method	Rear discharge	Side discharge	Side discharge
Cutting width	125 cm	108 cm	98 cm
Cutting height positions	Stepless	8 positions	8 positions
Cutting height range	25 - 135 mm	25 - 105 mm	25 - 105 mm
Cutting height adjustment	Electric	Manual	Manual
Maximum working area	13,000 m²	8,000 m²	5,000 m²
Maximum working time	1h 20m	1h 50m	1h 20m
Transmission method	Drive-by-wire	Drive-by-wire	Drive-by-wire
Transmission type	STIGA eMotion (Drive-By-Wire)	STIGA eMotion (Drive-By-Wire)	STIGA eMotion (Drive-By-Wire)
Traction	Rear-wheel drive	Rear-wheel drive	Rear-wheel drive
Maximum speed forward	13 Km/h	12 Km/h	11 Km/h
Minimum uncut radius	0	0	0
Bluetooth connectivity	Yes as standard	Yes as standard	Yes as standard
Maximum slope	15°	15°	15°
COMFORT			
Seat type	Comfort with high back support - adjustable under weight	Comfort with high back support	Comfort with high back support
Rear wheel size	20x10.00-10	18x8.50-8	18x8.50-8
Front wheel size	13x5.00-6	11x4.00-4	11x4.00-4
Dashboard	Yes with Display	Yes with Led	Yes with Led
Headlights	Led	Led	Led
Art. N.	2F7064705/ST1	2F7063605/ST1	2F7062505/ST1
Battery kit included			

Gyro

**Iconic mulching quality
with STIGA patented blades.**

Steering, acceleration, speed with a single touch of the electronic state-of-the-art drive control. Manoeuvrability is simply unprecedented. STIGA cutting excellence is guaranteed, thanks to specifically-developed cutting decks.

A powerful STIGA ePower battery pack boosts the performances, even for the largest gardens.

Lawn tractors



Battery lawn tractors



Estate	798e	584e	384e
Series	7	5	3
POWER			
Power source	Lithium-ion battery	Lithium-ion battery	Lithium-ion battery
Battery voltage	48V	48V	48V
Battery capacity	64 Ah	40 Ah	30 Ah
Battery charger	Single fast	Single fast	Single fast
Charging system	External charger	External charger	External charger
Charging time	3h 30m	2h 45m	2h
Transmission method	Pedal-operated	Pedal-operated	Pedal-operated
Transmission type	Electric	Electric	Electric
MOWING			
Cutting method	Collecting	Collecting	Collecting
Cutting width	98 cm	84 cm	84 cm
Cutting height adjustment	Electric	Manual with lever	Manual with lever
Cutting height positions	Variable	7 positions	7 positions
Cutting height range	25 - 80 mm	25 - 80 mm	25 - 80 mm
Blade engagement type	Electric	Electric	Electric
Maximum working area	7000 m²	4000 m²	3000 m²
Maximum working time	1h 50m	1h 20m	1h
Mulching kit	Optional	Optional	Optional
Front wheel size	15x6.00-6	15x6.00-6	15x6.00-6
Rear wheel size	18x8.50-8	18x8.50-8	18x8.50-8
Number of blades	2	2	2
Reverse mowing	Yes	Yes	Yes
COMFORT			
Dashboard	Yes with display	Yes with LED	Yes with LED
Headlights	Led	Led	Led
Washing link	Yes	Yes	Yes
Bluetooth connectivity	Yes as standard	Yes as standard	Yes as standard
USB plug	1	1	1
Art. N.	2T2800481/ST2	2T2205481/ST2	2T2200481/ST2
Battery kit included			

Estate

The collecting tractors to cope with expansive green are where lawn collection is key.

- Cutting width from 84 to 102 cm
- Collecting capacity up to 360 L
- Available power sources: battery and petrol

Battery lawn tractors



Tornado	7108e	598e	398e
Series	7	5	3
POWER			
Power source	Lithium-ion battery	Lithium-ion battery	Lithium-ion battery
Battery voltage	48V	48V	48V
Battery capacity	64 Ah	40 Ah	30 Ah
Battery charger	Single fast	Single fast	Single fast
Charging system	External charger	External charger	External charger
Charging time	3.5 h	2.45 h	2 h
Transmission method	Pedal-operated	Pedal-operated	Pedal-operated
Transmission type	Electric	Electric	Electric
MOWING			
Cutting method	Side discharge	Side discharge	Side discharge
Cutting width	108 cm	98 cm	98 cm
Cutting height adjustment	Electric	Manual with lever	Manual with lever
Cutting height positions	Variable	7 positions	7 positions
Cutting height range	25 – 80 mm	25 – 80 mm	25 – 80 mm
Blade engagement type	Electric	Electric	Electric
Blade type	Mulching	Mulching	Mulching
Maximum working area	7500 m²	4500 m²	3500 m²
Maximum working time	1h 50m	1h 20m	1h
Mulching kit	Optional	Optional	Optional
Front wheel size	15x6.00-6	15x6.00-6	15x6.00-6
Rear wheel size	18x8.50-8	18x8.50-8	18x8.50-8
Number of blades	2	2	2
Reverse mowing	Yes	Yes	Yes
COMFORT			
Dashboard	Yes with display	Yes with LED	Yes with LED
Headlights	Led	Led	Led
Washing link	Yes	Yes	Yes
Bluetooth connectivity	Yes as standard	Yes as standard	Yes as standard
USB plug	1	1	1
Art. N.	2T1270481/ST2	2T0665481/ST2	2T0660481/ST2
Battery kit included			

Tornado

The side discharge tractor to face cutting rough and overgrown grass.

- Cutting width from 98 to 121 cm
- Available power sources: battery and petrol

Battery lawn tractors



STIGA Connectivity
Discover more at page 7



Swift

372e

Series

3

POWER

Power source Lithium-ion battery

Battery voltage 48V

Incl. in battery kit version 2 x 5 Ah + 2 x 7.5 Ah

Battery charger Dual fast

Charging system External charger

Charging time 3 h

Transmission method Pedal-operated

Transmission type Electric

MOWING

Cutting method Collecting

Cutting width 72 cm

Cutting height adjustment Manual with lever

Cutting height positions 6 positions

Cutting height range 30 – 80 mm

Blade engagement type Electric

Blade type Winged – Mulching

Maximum working area 2000 m²

Maximum working time 45m

Mulching kit Optional

Front wheel size 13x5.00-6

Rear wheel size 15x6.00-6

Number of blades 2

Reverse mowing Yes

COMFORT

Dashboard Yes with LED

Headlights Led

Washing link Yes

Bluetooth connectivity Yes as standard

USB plug 1

Art. N.
Battery kit included 2T0250481/ST1

Swift

The first ride-on mower that runs on shareable ePower 48V batteries.



The nimblest

Only 73.5 cm wide, it handles narrow gaps with ease. Its tight outer turning radius gets close to obstacles, while the short wheelbase nimbly steers around them to avoid damaging the machine.



Shareable ePower batteries

Swift is the only ride-on mower that shares its batteries with a whole range of STIGA garden tools. The 48V ePower batteries can also be used on all hand-held tools from the 3, 5, 7 and 9 Series.



MOWING

Petrol lawn tractors



Estate	9102 WX	7102 W	598 W	598
Series	9	7	5	5
POWER				
Power source	Petrol	Petrol	Petrol	Petrol
Displacement	635 cc	586 cc	586 cc	452 cc
Engine brand	STIGA	STIGA	STIGA	STIGA
Engine model	ST 650 Twin	ST 600 Twin	ST 550 Twin	ST 500
Engine rotation speed	2400 rpm	2400 rpm	2600 rpm	2600 rpm
Fuel tank capacity	10 L	8 L	6 L	6 L
Transmission method	Pedal-operated	Pedal-operated	Pedal-operated	Pedal-operated
Transmission type	Hydrostatic, 4WD	Hydrostatic	Hydrostatic	Hydrostatic
Number of cylinders	2	2	2	1
MOWING				
Cutting method	Collecting	Collecting	Collecting	Collecting
Cutting width	102 cm	102 cm	98 cm	98 cm
Cutting height adjustment	Manual with control knob	Manual with lever	Manual with lever	Manual with lever
Cutting height positions	9 positions	7 positions	7 positions	7 positions
Cutting height range	25 - 100 mm	30 - 90 mm	25 - 80 mm	25 - 85 mm
Blade engagement type	Electric	Electric	Electric	Electric
Maximum working area	8000 m²	6000 m²	5000 m²	4500 m²
Mulching kit	Optional	Optional	Optional	Optional
Front wheel size	16x6.00-8	15x6.00-6	15x6.00-6	15x6.00-6
Rear wheel size	20x10.00-10	18x8.50-8	18x8.50-8	18x8.50-8
Number of blades	2	2	2	2
Reverse mowing	Yes	Yes	Yes	Yes
Bumper	Yes	Yes	Yes	Yes
COMFORT				
Dashboard	Yes with smart widescreen display	Yes with multifunctional display	Yes with LED	Yes with LED
Headlights	LED - Advanced	LED - Advanced	Led	Led
Washing link	Yes	Yes	Yes	Yes
Cruise control	Yes	No	No	No
Art. N.	2T1425481/ST1	2T0970481/ST1	2T2630481/ST2	2T2620481/ST2

What's my name?

M = Mechanical transmission // **W** = Twin cylinder engine // **X** = 4 wheel drive

Petrol lawn tractors



384	384 M
3	3
Petrol	Petrol
432 cc	352 cc
STIGA	STIGA
ST 450	ST 350
2400 rpm	2400 rpm
6 L	6 L
Pedal-operated	Lever-operated
Hydrostatic	Mechanical
1	1
Collecting	Collecting
84 cm	84 cm
Manual with lever	Manual with lever
7 positions	7 positions
25 - 80 mm	25 - 80 mm
Electric	Electric
3500 m²	3000 m²
Optional	Optional
15x6.00-6	15x6.00-6
18x8.50-8	18x8.50-8
2	2
Yes	Yes
Yes	Yes
Yes with LED	Yes with LED
Conventional	Conventional
Yes	Yes
No	No
2T2100481/ST1	2T2000481/ST3

MOWING

Petrol lawn tractors



Tornado	9121 W	7108 W	5108 W	5108
Series	9	7	5	5
POWER				
Power source	Petrol	Petrol	Petrol	Petrol
Displacement	635 cc	586 cc	586 cc	452 cc
Engine brand	STIGA	STIGA	STIGA	STIGA
Engine model	ST 650 Twin	ST 600 Twin	ST 550 Twin	ST 500
Engine rotation speed	2800 rpm	2700 rpm	2800 rpm	2800 rpm
Fuel tank capacity	15 L	15 L	6 L	6 L
Transmission method	Pedal-operated	Pedal-operated	Pedal-operated	Pedal-operated
Transmission type	Hydrostatic	Hydrostatic	Hydrostatic	Hydrostatic
Number of cylinders	2	2	2	1
MOWING				
Cutting method	Side discharge	Side discharge	Side discharge	Side discharge
Cutting width	121 cm	108 cm	108 cm	108 cm
Cutting height adjustment	Manual with lever	Manual with lever	Manual with lever	Manual with lever
Cutting height positions	7 positions	7 positions	7 positions	7 positions
Cutting height range	30 – 90 mm	30 – 90 mm	25 – 80 mm	25 – 80 mm
Blade engagement type	Electric	Electric	Electric	Electric
Maximum working area	8500 m²	7000 m²	6500 m²	6000 m²
Mulching kit	Optional	Optional	Optional	Optional
Front wheel size	16x6.00-8	15x6.00-6	15x6.00-6	15x6.00-6
Rear wheel size	20x10.00-10	20x10.00-10	20x10.00-10	18x8.50-8
Number of blades	3	2	2	2
Reverse mowing	Yes	Yes	Yes	Yes
Bumper	Yes	Yes	Yes	Yes
COMFORT				
Dashboard	Yes with smart widescreen display	Yes with multifunctional display	No	No
Headlights	LED – Advanced	LED – Advanced	Led	Led
Washing link	Yes	Yes	Yes	Yes
Cruise control	Yes	No	No	No
Art. N.	2T1945481/ST2	2T1835481/ST1	2T1220481/ST2	2T1215481/ST1



Petrol lawn tractors



398	398 M
3	3
Petrol	Petrol
432 cc	352 cc
STIGA	STIGA
ST 450	ST 350
2800 rpm	2800 rpm
6 L	6 L
Pedal-operated	Lever-operated
Hydrostatic	Mechanical
1	1
Side discharge	Side discharge
98 cm	98 cm
Manual with lever	Manual with lever
7 positions	7 positions
25 - 80 mm	25 - 80 mm
Electric	Electric
5000 m²	4500 m²
Optional	Optional
15x6.00-6	15x6.00-6
18x8.50-8	18x8.50-8
2	2
Yes	Yes
Yes	Yes
No	No
Conventional	Conventional
Yes	Yes
No	No
2T0610481/ST1	2T0510481/ST3



Combi	372	166
Series	3	1
POWER		
Power source	Petrol	Petrol
Displacement	414 cc	224 cc
Engine brand	STIGA	STIGA
Engine model	ST 400	ST 250 ES
Engine rotation speed	2800 rpm	2450 rpm
Fuel tank capacity	4 L	3.80 L
Transmission method	Lever-operated	Pedal-operated
Transmission type	Hydrostatic	Hydrostatic
Number of cylinders	1	1
MOWING		
Cutting method	Collecting	Collecting, Side discharge
Cutting width	72 cm	66 cm
Cutting height adjustment	Manual with lever	Manual with lever
Cutting height positions	7 positions	6 positions
Cutting height range	30 - 80 mm	30 - 76 mm
Blade engagement type	Manual	Manual
Maximum working area	2500 m²	1500 m²
Mulching kit	Optional	Optional
Front wheel size	11x4.00-4	13x5.00-6
Rear wheel size	15x6.00-6	15x6.00-6
Number of blades	1	1
Reverse mowing	Yes	Yes
Bumper	No	No
COMFORT		
Dashboard	Yes with LED	No
Headlights	Conventional	No
Washing link	Yes	Yes
Cruise control	No	No
Art. N.	2T0210481/ST2	2T0070481/ST2

Combi

The easiest ride-on mowers to care of small lawns.

- Cutting width from 66 to 72 cm
- Available power source: petrol

Front mowers



What's my name?

W = Twin cylinder engine // **X** = 4 wheel drive // **A** = Auxiliary hydraulic outlets // **M** = Manual cutting height adjustment

Petrol front mowers



Park Pro	900 AWX	900 WX
Series	9	9
POWER		
Power source	Petrol	Petrol
Power	15.4 kW	14.3 kW
Engine brand	Honda	Honda
Engine model	GXV 690	GXV 630
Displacement	688 cc	688 cc
Engine rotation speed	3200 rpm	3200 rpm
Fuel tank capacity	15 L	15 L
Maximum working area	13000 m²	12500 m²
MOWING		
Cutting method	Combi - switch between Multiclip mulching and rear discharge	Combi - switch between Multiclip mulching and rear discharge
Cutting width	110 - 125 cm	110 - 125 cm
Cutting height adjustment	Electric	Electric
COMFORT		
Deck lift	Hydraulic	Hydraulic
PTO engagement	Electromagnetic	Electromagnetic
Traction	Four-wheel drive	Four-wheel drive
Transmission type	Hydrostatic	Hydrostatic
Steering type	Articulated (50/50)	Articulated (50/50)
Power assisted steering	Hydro piston	Hydro piston
Seat type	Comfort with high back support	Comfort with high back support
Front wheel size	17x8.00-8	17x8.00-8
Rear wheel size	17x8.00-8	17x8.00-8
Headlights	Led	Led
Dashboard	Yes with display	Yes with display
Bluetooth connectivity	Not available	Not available
Auxiliary hydraulic outlets	Yes	No
Art. N.	2F6430931/ST2	2F6430831/ST2

Park Pro

Engineered for maximum performance and the smoothest driving experience, eight hours a day.

- Four-wheel drive
- STIGA articulated steering (50/50)
- Top-quality STIGA Combi cutting deck with 3 blades

Petrol front mowers



Park	900 WX	700 WX	500 WX	500 W
Series	9	7	5	5
POWER				
Power source	Petrol	Petrol	Petrol	Petrol
Power	13.70 kW	13.10 kW	11.90 kW	11.90 kW
Engine brand	STIGA	STIGA	STIGA	STIGA
Engine model	ST 650 Twin	ST 600 Twin	ST 550 Twin	ST 550 Twin
Displacement	635 cc	586 cc	586 cc	586 cc
Engine rotation speed	3200 rpm	3200 rpm	3200 rpm	3200 rpm
Fuel tank capacity	12 L	12 L	12 L	12 L
Maximum working area	9500 m²	8500 m²	7500 m²	7000 m²
MOWING				
Cutting method	Combi – switch between Multiclip mulching and rear discharge	Combi – switch between Multiclip mulching and rear discharge	Combi – switch between Multiclip mulching and rear discharge	Combi – switch between Multiclip mulching and rear discharge
Cutting width	95 – 125 cm	95 – 125 cm	95 – 125 cm	95 – 110 cm
Cutting height adjustment	Electric	Electric	Electric	Electric
COMFORT				
Deck lift	Manual	Manual	Manual	Manual
PTO engagement	Electromagnetic	Electromagnetic	Electromagnetic	Electromagnetic
Traction	Four-wheel drive	Four-wheel drive	Four-wheel drive	Rear-wheel drive
Transmission type	Hydrostatic	Hydrostatic	Hydrostatic	Hydrostatic
Steering type	Articulated (50/50)	Articulated (50/50)	Articulated (50/50)	Articulated (50/50)
Power assisted steering	Hydraulic	Hydraulic	Hydraulic	Hydraulic
Seat type	Comfort with high back support	Comfort with high back support	Comfort	Comfort
Front wheel size	16x7.50-8	16x7.50-8	16x7.50-8	16x7.50-8
Rear wheel size	16x7.50-8	16x7.50-8	16x7.50-8	16x7.50-8
Headlights	LED – Advanced	LED – Advanced	Led	Led
Dashboard	Yes	Yes	Yes – compact	Yes – compact
Bluetooth connectivity	Yes as standard	Yes as standard	Optional	Optional
Auxiliary hydraulic outlets	No	No	No	No
Art. N.	2F6230845/ST2	2F6230745/ST2	2F6130645/ST2	2F6120645/ST2

Park 9, 7, and 5 Series

Iconic mulching quality on a top-performing, four-season machine.

- Cutting decks available from 95 to 125 cm
- Power steering for comfort in driving
- STIGA articulated steering (50/50)

Petrol front mowers



Park	500
Series	5
POWER	
Power source	Petrol
Power	8.10 kW
Engine brand	STIGA
Engine model	ST 450
Displacement	432 cc
Engine rotation speed	3200 rpm
Fuel tank capacity	12 L
Maximum working area	4500 m ²
MOWING	
Cutting method	Combi - switch between Multiclip mulching and rear discharge
Cutting width	95 - 100 cm
Cutting height adjustment	Electric
COMFORT	
Deck lift	Manual
PTO engagement	Electromagnetic
Traction	Rear-wheel drive
Transmission type	Hydrostatic
Steering type	Articulated (50/50)
Power assisted steering	Hydraulic
Seat type	Comfort
Front wheel size	16x7.50-8
Rear wheel size	16x7.50-8
Headlights	No
Dashboard	Yes - compact
Bluetooth connectivity	Optional
Auxiliary hydraulic outlets	No
Art. N.	2F6120545/ST2

300	300 M
3	3
Petrol	Petrol
8.10 kW	7.10 kW
STIGA	STIGA
ST 450	ST 400
432 cc	414 cc
3200 rpm	3200 rpm
4.2 L	4.2 L
3000 m ²	2500 m ²
Combi - switch between Multiclip mulching and rear discharge	Combi - switch between Multiclip mulching and rear discharge
85 - 95 cm	85 cm
Electric	Manual
Manual	Manual
Electromagnetic	Electromagnetic
Rear-wheel drive	Rear-wheel drive
Hydrostatic	Hydrostatic
Articulated	Articulated
Not available	Not available
Standard	Standard
14.3x5.60-8	14.3x5.60-8
14.3x5.60-8	14.3x5.60-8
No	No
No	No
Not available	Not available
No	No
2F5820421/ST2	2F5820241/S16

Park 3 Series

Compact, easily-manageable machine, designed for comfort.

- Cutting decks available from 85 to 95 cm
- STIGA articulated steering
- Hydrostatic transmission for smooth driving

Park deck compatibility



	Combi Pro 125 Q Plus	Combi Pro 110 Q Plus	Combi 100 Q Plus	Combi 95 Q Plus	Combi 95 Q	Combi 85 M Q
Park Pro 900 AWX	✘	✔	✔	✔		
Park Pro 900 WX	✘	✔	✔	✔		
Park 900 WX	✘	✔	✔	✔		
Park 700 WX	✔	✘	✔	✔		
Park 500 WX	✔	✔	✘	✔		
Park 500 W		✔	✘	✔		
Park 500			✔	✘		
Park 300					✘	✔
Park 300 M						✘
Art. N.	2D6312521/ST2	2D6311021/ST2	2D6210021/ST2	2D6209521/ST2	2D5809521/ST2	2D5808511/ST2



Suggested combination



Compatible combination



Only in combination with rear ballast



STIGA QUICKFLIP PLUS TECHNOLOGY
allows you to easily raise the deck for washing and maintenance with minimal effort.
Gear wheel-pin system, carefully designed to grant maximum safety while deck is lifted.



STIGA QUICKFLIP TECHNOLOGY
allows you to easily raise the deck for washing and maintenance with minimal effort.

All-round garden care with STIGA accessories

A wide range available to suit every season.



Spring

Fertilizing the soil and eliminating the moss with a lawn rake, either electric or manual.



Summer

Overgrown areas with rough grass and weeds can be tackled with flail mowers, now powered by even more powerful engines.



Autumn

Sweeping and collecting leaves for a healthy, good-looking lawn can be easily done with leaf collectors.



Winter

Tools that are designed to quickly remove powdery and wet snow from walk- and driveways.

Hand helds



Share the ePower with your battery hand-held tools

STIGA ePower 48V batteries can be used on all hand-held tools from the 3, 5, 7 and 9 Series. They give you a whole new way to care for your garden, no matter the season or the kind of task to be performed. STIGA ePower is the gate to a complete, customisable garden care system.



CUTTING AND TRIMMING

Battery brushcutters



	BC 900e B	BC 700e B	BC 700e
Series	9	7	7
POWER			
Power source	Lithium-ion battery	Lithium-ion battery	Lithium-ion battery
Voltage	48V	48V	48V
Lithium battery nominal energy	324 Wh	172.80 Wh	172.80 Wh
Incl. in battery kit version	5 Ah	4 Ah	-
Working time (+/- 20%)	70 min (2 x 7.5 Ah)	38 min (1 x 5 Ah)	38 min (1 x 5 Ah)
Motor type	Brushless	Brushless	Brushless
TRIMMING			
Cutting width	43 cm	38 cm	38 cm
Cutting angle	Fixed	Fixed	Fixed
Nylon head type	Bump & Work dual line - Easy load	Bump & Work dual line - Easy load	Bump & Work dual line - Easy load
Nylon line length	4 m	4 m	4 m
Blade type	3T ARC	3T ARC	3T ARC
COMFORT			
Vibe Control System (VCS)	Yes	Yes	No
Harness	Double Comfort	Double Comfort	Single
Soft grip handle	Yes	Yes	Yes
Handle type	Bike	Bike	Loop Adjustable
Shaft type	Straight	Straight	Straight
Shaft tube diameter	25.40 mm	25 mm	25 mm
TOOLS KIT			
Battery charger	Single fast	Single standard	Single standard
Battery charger output current	3 A	1.5 A	1.5 A
Product weight	7.30 kg	6 kg	4.70 kg
Art. N. Battery kit included	PROMO_BC900EBKIT **	PROMO_BC700EBKIT *	-
Art. N. Battery kit NOT included	279210008/ST2	277210008/ST2	277200008/ST2

*4 Ah battery and standard charger included for brushcutters, chainsaws, blowers and hedge trimmers of 7 Series

**5 Ah battery, standard charger, battery belt included for brushcutters, blowers and hedge trimmers of 9 Series

Battery grass trimmers



	GT 500e	GT 100e Kit
Series	5	1
POWER		
Power source	Lithium-ion battery	Lithium-ion battery
Voltage	48V	20V
Lithium battery nominal energy	86.40 Wh	36 Wh
Incl. in battery kit version	2 Ah	2 Ah
Working time (+/- 20%)	50 min (1 x 5 Ah)	20 min (1 x 2 Ah)
Motor type	With brushes	With brushes
TRIMMING		
Cutting width	30 cm	25 cm
Cutting angle	Fixed + edge trimmer function	Adjustable
Nylon head type	Automatic dual line	Automatic single line
Nylon line length	4 m	4 m
Blade type	-	-
COMFORT		
Vibe Control System (VCS)	No	No
Harness	No	No
Soft grip handle	Yes	No
Handle type	Loop Adjustable	Loop
Shaft type	Telescopic	Telescopic
Shaft tube diameter	25.40 mm	26 mm
TOOLS KIT		
Battery charger	Single standard	Single standard
Battery charger output current	1.5 A	2 A
Product weight	3.05 kg	2.20 kg
Art. N. Battery kit included	278102108/ST3	271102108/ST2
Art. N. Battery kit NOT included	278100008/ST3	-



Petrol brushcutters



	BC 760 B	BC 750 B	BC 740 B	BC 730 B	BC 555 B
Series	7	7	7	7	5
POWER					
Power source	Petrol 2-stroke	Petrol 2-stroke	Petrol 2-stroke	Petrol 2-stroke	Petrol 2-stroke
Power	1.7 kW	1.5 kW	1.2 kW	1 kW	1.55 kW
Displacement	52.8 cc	44.8 cc	35.3 cc	25.4 cc	51.7 cc
Engine rotation speed	9500 rpm	9500 rpm	3000 rpm	6000 rpm	9500 rpm
Primer	Yes	Yes	Yes	Yes	Yes
Choke	Automatic	Automatic	Manual	Manual	Manual with auto-matic return
Fuel tank capacity	0.80 L	0.80 L	0.60 L	0.45 L	1 L
TRIMMING					
Cutting width	45 cm	45 cm	43 cm	44 cm	45 cm
Nylon head type	Bump & Work dual line	Bump & Work dual line	Bump & Work dual line	Bump & Work dual line	Bump & Work dual line
Nylon line length	4 m	4 m	4 m	4 m	4 m
Blade type	3T ARC	3T ARC	3T ARC	3 T	3 T
COMFORT					
Vibe Control System (VCS)	Yes	Yes	Yes	No	Yes
Harness	Double Comfort	Double Comfort	Double Comfort	Single	Double
Soft grip handle	Yes	Yes	Yes	Yes	Yes
Handle type	Bike	Bike	Bike	Bike	Bike
Shaft type	Straight	Straight	Straight	Straight	Straight - Forest type
Shaft tube diameter	30 mm	30 mm	28 mm	24 mm	28 mm
Product weight	9.6 kg	9.6 kg	8.30 kg	5.70 kg	9 kg
Art. N.	283524008/ST3	283424008/ST3	283321008/ST2	283221008/ST1	287421002/ST1



CUTTING AND TRIMMING

Corded grass trimmers



BC 545 B	BC 535 B
5	5
Petrol 2-stroke	Petrol 2-stroke
1.25 kW	0.9 kW
42.7 cc	32.6 cc
9500 rpm	11000 rpm
Yes	Yes
Manual with auto-matic return	Manual with auto-matic return
1 L	0.80 L
45 cm	43 cm
Bump & Work dual line	Bump & Work dual line
4 m	4 m
3 T	3 T
Yes	Yes
Double	Double
Yes	Yes
Bike	Bike
Straight - Forest type	Straight - Forest type
28 mm	26 mm
9 kg	8.60 kg
287321002/ST1	287221002/ST1



	GT 106c	GT 104c
Series	1	1
POWER		
Power source	Electric	Electric
Power	0.6 kW	0.35 kW
Motor type	With brushes	With brushes
TRIMMING		
Cutting width	30 cm	24 cm
Cutting angle	Adjustable	Fixed
Nylon head type	Tap & Go dual line	Tap & Go dual line
Nylon line length	3 m	3 m
Blade type	-	-
COMFORT		
Vibe Control System (VCS)	No	No
Harness	No	No
Soft grip handle	No	No
Handle type	Loop	Loop
Shaft type	Telescopic	Full plastic
Shaft tube diameter	28 mm	-
Product weight	2.80 kg	2 kg
Art. N.	252060002/ST1	252035002/ST1

CUTTING AND TRIMMING

Battery pole trimmers and hedge trimmers



	PH 900e	HT 900e	PH 700e
Series	9	9	7
POWER			
Power source	Lithium-ion battery	Lithium-ion battery	Lithium-ion battery
Voltage	48V	48V	48V
Lithium battery nominal energy	324 Wh	324 Wh	172.8 Wh
Incl. in battery kit version	-	5 Ah	-
Working time (+/- 20%)	200 min (2 x 7.5 Ah)	180 min (2 x 7.5 Ah)	100 min (1 x 5 Ah)
Motor type	Brushless	Brushless	With brushes
TRIMMING			
Cutting length	50 cm	60 cm	48 cm
Blade length	52 cm	65 cm	50 cm
Blade type	Dual action - Laser cut	Dual action - Laser cut	Dual action - Laser cut
Blade teeth speed	3300 spm	3300 spm	3000 spm
Teeth distance	34 mm	40 mm	34 mm
Cutting capacity (diameter)	27 mm	33 mm	26 mm
COMFORT			
Vibe Control System (VCS)	Yes	Yes	Yes
Handle type	Rear handle	Turnable 180° - 3 positions	Fix
Soft grip handle	Yes	Yes	Yes
TOOLS KIT			
Battery charger	Single fast	Single fast	Single standard
Battery charger output current	1.5 A	1.5 A	1.5 A
Product weight	5.18 kg	4.60 kg	5 kg
Art. N. Battery kit included	-	PROMO_HT900EKIT **	-
Art. N. Battery kit NOT included	279710038/ST2	279350008/ST2	277710038/ST2

*4 Ah battery and standard charger included for brushcutters, hedge trimmers, chainsaws, snow throwers and blowers of 7 Series

**5 Ah battery, standard charger, battery belt included for brushcutters, hedge trimmers and blowers of 9 Series

Battery hedge trimmers



	HT 700e	HT 500e	HT 100e Kit
Series	7	5	1
POWER			
Power source	Lithium-ion battery	Lithium-ion battery	Lithium-ion battery
Voltage	48V	48V	20V
Lithium battery nominal energy	172.8 Wh	86.4 Wh	36 Wh
Incl. in battery kit version	4 Ah	2 Ah	2 Ah
Working time (+/- 20%)	100 min (1 x 5 Ah)	125 min (1 x 5 Ah)	40 min (1 x 2 Ah)
Motor type	With brushes	With brushes	With brushes
TRIMMING			
Cutting length	56 cm	51 cm	50 cm
Blade length	63 cm	58 cm	55 cm
Blade type	Dual action - Laser cut	Dual action - Laser cut	Dual action
Blade teeth speed	3000 spm	3500 spm	2300 spm
Teeth distance	34 mm	27 mm	25 mm
Cutting capacity (diameter)	26 mm	18 mm	18 mm
COMFORT			
Vibe Control System (VCS)	Yes	No	No
Handle type	Turnable 180° - 5 positions	Turnable 180° - 3 positions	Turnable 180° - 3 positions
Soft grip handle	Yes	Yes	No
TOOLS KIT			
Battery charger	Single fast	Single standard	Single standard
Battery charger output current	2 A	1.5 A	2 A
Product weight	4.62 kg	3.70 kg	2.62 kg
Art. N. Battery kit included	PROMO_HT700EKIT *	278302108/ST3	271302108/ST2
Art. N. Battery kit NOT included	277300008/ST2	278300008/ST3	-



CUTTING AND TRIMMING

Petrol hedge trimmers and corded hedge trimmers



HT 525

Series	5
POWER	
Power source	Petrol 2-stroke
Power	0.65 kW
Displacement	22.5 cc
Engine rotation speed	10500 rpm
Primer	Yes
Choke	Automatic
Fuel tank capacity	0.26 L
TRIMMING	
Cutting length	46 cm
Blade length	60 cm
Blade type	Dual action
Blade teeth speed	3000 spm
Teeth distance	35 mm
Cutting capacity (diameter)	27 mm
COMFORT	
Vibe Control System (VCS)	Yes
Handle type	Turnable 180° - 3 positions
Soft grip handle	Yes
Product weight	5.60 kg
Art. N.	252421008/ST2



HT 106c

HT 105c

Series	1	1
POWER		
Power source	Electric	Electric
Power	0.6 kW	0.5 kW
Motor type	With brushes	With brushes
TRIMMING		
Cutting length	55 cm	45 cm
Blade length	60 cm	50 cm
Blade type	Dual action - Laser cut	Dual action
Blade teeth speed	1700 spm	1700 spm
Teeth distance	26 mm	22 mm
Cutting capacity (diameter)	20 mm	16 mm
COMFORT		
Vibe Control System (VCS)	No	No
Handle type	Turnable 180° - 5 positions	Turnable 180° - 5 positions
Soft grip handle	No	No
Product weight	3.25 kg	3.05 kg
Art. N.	256060002/ST1	256050002/ST1



CUTTING AND TRIMMING

Battery pole saws, pruner and chainsaw



	PS 900e	PS 700e	CS 700e	PR 700e
Series	9	7	7	7
POWER				
Power source	Lithium-ion battery	Lithium-ion battery	Lithium-ion battery	Lithium-ion battery
Voltage	48V	48V	48V	48V
Lithium battery nominal energy	360 Wh	172.8 Wh	192 Wh	172.8 Wh
Incl. in battery kit version	-	-	4 Ah	-
Minimum battery capacity	-	-	4 Ah	4 Ah
Working time (+/- 20%)	22 min (2 x 7.5 Ah)	38 min (1 x 5 Ah)	20 min (1 x 5 Ah)	15 min (1 x 5 Ah)
Motor type	Brushless	With brushes	Brushless	Brushless
Overload protection	Yes	Yes	Yes	Yes
CUTTING				
Bar length	10" / 25 cm	10" / 25 cm	14" / 35 cm	12" / 30 cm
Bar type	Sprocket nose	Sprocket nose	Sprocket nose	Sprocket nose
Speed selector	Yes	No	Yes	No
Chain brake	No	No	Manual	Manual
Chain speed	12-16 m/s	5 m/s	16-20 m/s	20 m/s
Chain tensioning system	Side screw tensioning	Side screw tensioning	Side screw tensioning	Side screw tensioning
Chain type	3/8" .050" (91PX-40X)	3/8" .050" (91PX040E)	3/8" .050" (91PX-52X)	3/8" .050" (91PX045E)
Chain oil pump	Automatic	Automatic	Automatic	Automatic
Chain oil tank capacity	0.10 L	0.15 L	0.18 L	0.18 L
COMFORT				
Handle type	Fix	Rear handle	Rear handle	Top handle
Soft grip handle	Yes	Yes	Yes	Yes
TOOLS KIT				
Battery charger	Dual standard	Single standard	Single standard	Single standard
Battery charger output current	3 A	1.5 A	1.5 A	1.5 A
Product weight	4.20 kg	5.60 kg	3.45 kg	3.45 kg
Art. N. Battery kit included	-	-	PROMO_CS700EKIT *	-
Art. N. Battery kit NOT included	279710048/ST2	277710048/ST2	277430008/ST1	278420008/ST3

*4 Ah battery and standard charger included for brushcutters, hedge trimmers, chainsaws, snow throwers and blowers of 7 Series

Petrol chainsaws



	CS 755 (18")	CS 750 (18")	CS 545 (16")	CS 540 (14")
Series	7	7	5	5
POWER				
Power source	Petrol 2-stroke	Petrol 2-stroke	Petrol 2-stroke	Petrol 2-stroke
Power	2.30 kW	2 kW	1.90 kW	1.60 kW
Displacement	52 cc	46.50 cc	42.40 cc	38.50 cc
Primer	Yes	Yes	Yes	Yes
Choke	Manual with automatic return	Manual with automatic return	Manual with automatic return	Manual with automatic return
Fuel tank capacity	0.47 L	0.47 L	0.51 L	0.51 L
Included tools kit	Screwdriver, chain round file, spark plug key	Screwdriver, chain round file, spark plug key	Screwdriver, chain round file, spark plug key	Screwdriver, chain round file, spark plug key
CUTTING				
Bar length	45 cm	45 cm	40 cm	35 cm
Bar length (inches)	18 "	18 "	16 "	14 "
Bar type	Sprocket nose	Sprocket nose	Sprocket nose	Sprocket nose
Chain brake	Manual and inertial	Manual and inertial	Manual and inertial	Manual and inertial
Chain speed	23.10 m/s	23.10 m/s	23.10 m/s	22.80 m/s
Chain tensioning system	Side screw tensioning	Side screw tensioning	Side screw tensioning	Side screw tensioning
Chain type	.325" .058" (21BPX-72X)	.325" .058" (21BPX-72X)	.325" .050" (95TXL-66X)	3/8" .050" (91PX-40X)
Chain oil pump	Automatic adjustable	Automatic adjustable	Automatic adjustable	Automatic adjustable
Chain oil tank capacity	0.26 L	0.26 L	0.26 L	0.26 L
COMFORT				
Handle type	Rear handle	Rear handle	Rear handle	Rear handle
Soft grip handle	Yes	Yes	Yes	Yes
Product weight	8.01 kg	8.02 kg	7.62 kg	7.29 kg
Art. N.	240521802/ST1	240461802/ST1	240421602/ST1	240381402/ST1



Petrol pruners and corded chainsaws



PR 730 (10")

7

Petrol 2-stroke
0.70 kW
26.90 cc
Yes
Manual with automatic return
0.22 L
Screwdriver, chain round file, spark plug key

25 cm
10 "
Sprocket nose
Manual and inertial
22.86 m/s
Side screw tensioning
3/8" .050" (9IPX-40X)
Automatic
0.17 L

Top handle
Yes
4.87 kg

240271002/ST2



CS 122c (16")

CS 118c (14")

Series	1	1
POWER		
Power source	Electric	Electric
Power	2.2 kW	1.8 kW
Motor type	With brushes	With brushes
CUTTING		
Bar length	40 cm	35 cm
Bar length (inches)	16 "	14 "
Bar type	Sprocket nose	Sprocket nose
Chain brake	Manual and inertial	Manual and inertial
Chain speed	11 m/s	10 m/s
Chain tensioning system	Quick side tensioning	Side screw tensioning
Chain type	3/8" .050" (9IPX056E)	3/8" .050" (9IPX052E)
Chain oil pump	Automatic	Automatic
Chain oil tank capacity	0.25 L	0.18 L
COMFORT		
Handle type	Rear handle	Rear handle
Soft grip handle	Yes	Yes
TOOLS KIT		
Included tools kit	Screwdriver	Screwdriver
Product weight	5.90 kg	5.40 kg
Art. N.	292616168/ST2	292614008/ST2

Battery multi-tools




	MT 500e	MT 100e Kit
Series	5	1
POWER		
Power source	Lithium-ion battery	Lithium-ion battery
Power (hedger function)	0.35 kW	0.15 kW
Power (pruner function)	0.35 kW	0.28 kW
Voltage	48V	20V
Lithium battery nominal energy	86.4 Wh	72 Wh
Incl. in battery kit version	2 Ah	4 Ah
Hedger working time (+/- 20%)	100 min (1 x 5 Ah)	70 min (1 x 4 Ah)
Pruner working time (+/- 20%)	35 min (1 x 5 Ah)	20 min (1 x 4 Ah)
Motor type	With brushes	With brushes
CUTTING		
Cutting length	44 cm	41.5 cm
Blade length	46 cm	45.5 cm
Teeth distance	28 mm	18 mm
Chain type	3/8" .050" (91PX040E)	3/8" .050" (91PJ033X)
Bar length	25 cm	20 cm
Chain speed	5 m/s	5 m/s
Chain oil pump	Automatic	
COMFORT		
Vibe Control System (VCS)	No	No
Harness	Single	Yes
Soft grip handle	Yes	
Handle type	Loop	Rear handle
Shaft extension	65 cm	55 cm
Product weight (hedger version)	6.10 kg	3.10 kg
Product weight (pruner version)	5.60 kg	3.20 kg
Art. N. Battery kit included	278722108/ST3	271724108/ST2
Art. N. Battery kit NOT included	278720008/ST3	-

Multi-tool: Brushcutter, hedge trimmer, and pruner in one tool.

CUTTING AND TRIMMING

Petrol multi-tool



MT 330

POWER	
Power source	Petrol 2-stroke
Power	0.7 kW
Displacement	25.4 cc
Engine rotation speed	1100 rpm
Starter	Easy start recoil
Primer	Yes
Choke	Manual
Fuel tank capacity	0.65 L
CUTTING	
Cutting width (brushcutter)	43 cm
Nylon head type (brushcutter)	Tap & Go dual line
Blade type (brushcutter)	3 T
Cutting length (hedge trimmer)	40 cm
Blade length (hedge trimmer)	43 cm
Teeth distance (hedge trimmer)	25 mm
Bar length (pruner)	25 cm
Chain type (pruner)	3/8" .050" (91PJ-40X)
Chain speed (pruner)	5.20 m/s
Chain oil pump (pruner)	Automatic
COMFORT	
Vibe Control System (VCS)	Yes
Harness	Single
Soft grip handle	Yes
Handle type	Loop
Shaft extension	70 cm
TOOLS KIT	
Included tools kit	Spark plug key, screwdriver
Product weight	7.10 kg
Product weight (brushcutter)	8.20 kg
Product weight (hedge trimmer)	9.20 kg
Product weight (pruner)	8.90 kg
Art. N.	287130152/ST2



CUTTING AND TRIMMING

Battery Multi-mate



SGM 102 AE

SGM 72 AE

POWER		
Battery capacity	2.5 Ah	2.5 Ah
Power source	Lithium-ion battery	Lithium-ion battery
Motor type	With brushes	With brushes
Voltage	10.80 V	7.2 V
Working time (+/- 20%)	110 min	75 min
Hedger working time (+/- 20%)	160 min	110 min
Shrub shear cutting length	180 mm	180 mm
COMFORT		
Handle type	Turnable 180° - 3 positions	Fix
Product weight	0.83 kg	0.75 kg
Art. N.	253010241/ST1	253007231/ST1
Battery kit included		

Cleaning



CLEANING

Push sweepers



	SWP 577	SWP 475	SWP 355
POWER			
Power source	Push	Push	Push
CLEANING			
Rotating brush roller length	46 cm	46 cm	40 cm
Sweeping performance	3000 m²/h	2900 m²/h	1600 m²/h
Brush diameter	410 mm	410 mm	300 mm
Brush height adjustment	Yes – 8 steps	Yes – 8 steps	Yes – 3 steps
Collector capacity	50 L	50 L	20 L
Gear protection cover	Yes	No	No
COMFORT			
Adjustable handlebar	Yes	No	Yes
Transport handle	No	No	Yes
Handlebar type	Ergonomic	Flat	Ergonomic
Flexible seals	Yes	No	No
Product weight	14.60 kg	11.20 kg	7.20 kg
Art. N.	2W0775012/ST1	2W0755011/ST1	2W0552511/ST1

Petrol sweepers



	SWS 800 GE	SWS 600 GE	SWS 800 G	SWS 600 G
POWER				
Power source	Petrol	Petrol	Petrol 4-stroke	Petrol 4-stroke
Power	4.4 kW	4.4 kW	4.4 kW	4.4 kW
Engine brand	STIGA	STIGA	STIGA	STIGA
Engine model	SM70	SM70	SM70	SM70
Displacement	212 cc	212 cc	212 cc	212 cc
Maximum engine speed	3600 rpm	3600 rpm	3600 rpm	3600 rpm
Fuel tank capacity	3 L	3 L	3 L	3 L
Transmission type	Friction disc	Friction disc	Friction disc	Friction disc
SWEEPING				
Number of gears	6 forward + 2 reverse	6 forward + 2 reverse	6 forward + 2 reverse	6 forward + 2 reverse
Working width	80 cm	60 cm	80 cm	60 cm
Brush diameter	345 mm	345 mm	345 mm	345 mm
Brush height adjustment	Yes - Pivoting wheels	Yes - Pivoting wheels	Yes - Pivoting wheels	Yes - Pivoting wheels
Max angle adjustment, left/right	15°/15°	15°/15°	15°/15°	15°/15°
Air filter type	Sponge + oil bath	Sponge + oil bath	Sponge + oil bath	Sponge + oil bath
Brush material	Nylon	Nylon	Nylon	Nylon
Sweeping type	Forward	Forward	Forward	Forward
COMFORT				
Electric start	Yes	Yes	No	No
Product weight	70 kg	65 kg	70 kg	65 kg
Art. N.	219802532/ST1	219602532/ST1	219802532/S17	219602532/S17

ACCESSORIES



1 - 2
Collecting box



3 - 4
Front blade



Code	Pos.	Product name	Sweepers 800	Sweepers 600
290802020/16	1	Collecting box 80 cm - 7 kg	X	
290602020/16	2	Collecting box 60 cm - 6 kg		X
290802030/16	3	Front blade 80 cm - 6 kg	X	
290602030/16	4	Front blade 60 cm - 5 kg		X

Battery blowers



	BL 900e	BL 700e	BL 500e	BL 100e Kit
Series	9	7	5	1
POWER				
Power source	Lithium-ion battery	Lithium-ion battery	Lithium-ion battery	Lithium-ion battery
Power	0.9 kW	0.5 kW	0.65 kW	0.28 kW
Battery voltage	48V	48V	48V	20V
Incl. in battery kit version	5 Ah	4 Ah	2 Ah	4 Ah
Working time min (+/- 20%)	100 min (2 x 7.5 Ah)	23-120 min (1 x 5 Ah)	25-130 min (1 x 5 Ah)	20-40 min (1 x 4 Ah)
BLOWING				
Maximum air volume	15.80 m³/min	11.60 m³/min	11.40 m³/min	9 m³/min
Maximum air speed	55 m/s	60 m/s	55 m/s	32 m/s
COMFORT				
Vibe Control System (VCS)	Yes	Yes	No	No
Harness	Backpack	Single	No	No
Soft grip handle	Yes	Yes	Yes	No
Guaranteed sound power level (LwA)	94 dB(A)	95 dB(A)	96 dB(A)	92 dB(A)
TOOLS KIT				
Battery charger	2 x Single standard	Single standard	Single standard	Single standard
Battery charger output current	1.5 A	1.5 A	1.5 A	2 A
Product weight	2.85 kg	2.76 kg	2.80 kg	2.14 kg
Art. N. Battery kit included	PROMO_BL900EKIT **	PROMO_BL700EKIT *	278502108/ST3	271504108/ST2
Art. N. Battery kit NOT included	279500008/ST2	277500008/ST2	278500008/ST3	-

*4 Ah battery and standard charger included for brushcutters, hedge trimmers, chainsaws, snow throwers and blowers of 7 Series

**5 Ah battery, standard charger, battery belt included for brushcutters, hedge trimmers and blowers of 9 Series



Vacuum shredder, petrol blowers, and corded blower



VS 100e Kit

Series	1
POWER	
Power source	Lithium-ion battery
Power	0.6 kW
Battery voltage	20V
Incl. in battery kit version	2 x 4 Ah
Working time (+/- 20%)	18 min (2 x 4 Ah) Vacuum function
BLOWING	
Maximum air volume	9.6 m³/min
Maximum air speed	55 m/s
Vacuum function	Yes
Mulching ratio	10:1
Collector type	Textile
Collector capacity	45 L
Blade material	Aluminium
COMFORT	
Vibe Control System (VCS)	No
Harness	No
Soft grip handle	Yes
Guaranteed sound power level (LwA)	102 dB(A)
TOOLS KIT	
Speed selector	Yes
Battery charger	Dual standard
Product weight	2 kg
Art. N.	271504198/ST1
Battery kit included	



BL 980 R

BL 530 V

Series	9	5
POWER		
Power source	Petrol 2-stroke	Petrol 2-stroke
Power	3.1 kW	0.8 kW
Displacement	75.6 cc	27.6 cc
Engine rotation speed	7000 rpm	7500 rpm
Starter	Recoil	Recoil
Primer	Yes	Yes
Choke	Manual with automatic return	Manual with automatic return
BLOWING		
Maximum air volume	25 m³/min	10.2 m³/min
Maximum air speed	100 m/s	72 m/s
Vacuum function	No	Yes
Collector type	-	Textile
Collector capacity	-	55 L
COMFORT		
Vibe Control System (VCS)	Yes	Yes
Harness	Backpack	Not included
Soft grip handle	Yes	Yes
Guaranteed sound power level (LwA)	112 dB(A)	109 dB(A)
Product weight	12.43 kg	4.96 kg
Art. N.	255175102/ST1	255127002/ST1

BL 130c V

Series	1
POWER	
Power source	Electric
Power	2.6 kW
BLOWING	
Maximum air volume	7 m³/min
Maximum air speed	92 m/s
Vacuum function	Yes
Collector type	Textile
Collector capacity	45 L
COMFORT	
Vibe Control System (VCS)	No
Soft grip handle	Yes
Guaranteed sound power level (LwA)	98 dB(A)
Product weight	4.62 kg
Art. N.	255260002/ST1

Corded high pressure cleaners



	HPS 650 RG	HPS 550 R	HPS 345 R	HPS 235 R	HPS 110
POWER					
Power source	Electric	Electric	Electric	Electric	Electric
Max pressure	150 bar	150 bar	145 bar	135 bar	110 bar
Max rated flow	550 l/h	520 l/h	450 l/h	440 l/h	390 l/h
Max water inlet temperature	50 °C	50 °C	50 °C	50 °C	50 °C
Motor class	Induction	Induction	Induction	Universal	Universal
Pressure adjustment	Yes	No	No	No	No
Pressure gauge	Standard	No	No	No	No
CLEANING					
Detergent adjustment	Yes - rotating knob	Yes - rotating knob	No	No	No
Detergent device	Built-in tank (1,0 l)	Built-in tank (1,0 l)	Foam sprayer (0,4 l)	Foam sprayer (0,4 l)	Foam sprayer (0,3 l)
Accessory holder	Onboard storage - Back	Onboard storage - Back	Foldable front cover	Foldable front cover	Onboard storage - Back
Gun material	Metal with soft touch	Metal with soft touch	Plastic	Plastic	Plastic
Gun type	STIGA T5	STIGA T5	STIGA T3	STIGA T3	STIGA T1
COMFORT					
Ergonomic extra handle	Yes	Yes	No	No	No
Pump material	Brass	Brass	Aluminium	Aluminium	Aluminium
Pump mechanical system	Wobble plate	Wobble plate	Wobble plate	Wobble plate	Wobble plate
Self priming	Yes	Yes	Yes	Yes	Yes
Total stop system (TSS)	Yes	Yes	Yes	Yes	Yes
Transparent water filter	Yes	Yes	Yes	Yes	Yes
Nozzle cleaning pin	Yes	Yes	Yes	Yes	Yes
Piston material	Stainless steel	Stainless steel	Stainless steel	Stainless steel	Stainless steel
Pistons number	3	3	3	3	3
Cable storage	Yes	Yes	Yes	Yes	Yes
Cable storage type	Side cord holder	Side cord holder	Side cord holder	Side cord holder	Side cord holder
Electric cable length	5 m	5 m	5 m	5 m	5 m
Hose quick release pump outlet gun	No	No	Yes	Yes	Yes
Hose reel	Yes	Yes	Yes	Yes	No
HP hose material	Steel reinforced	Steel reinforced	Steel reinforced	Supersoft	Textile PVC with reduced diameter
High pressure hose length	12 m	10 m	9 m	6 m	5 m
Product weight	27.70 kg	24.70 kg	17.30 kg	11.50 kg	5.50 kg
Art. N.	2C1502804/ST1	2C1502504/ST1	2C1452103/ST2	2C1351801/ST2	2C1101401/ST1

Battery snow throwers



	ST 700e	ST 300e
Series	7	3
POWER		
Power source	Lithium-ion battery	Lithium-ion battery
Battery voltage	48V	48V
Incl. in battery kit version	4 Ah	2 Ah
Working time (+/- 20%)	50 min (2 x 4 Ah)	19 min (1 x 2 Ah)
Power	1000 W	450 W
THROWING		
Platform	One stage	Snow shovel
Auger width	50 cm	30 cm
Auger house height	30 cm	20 cm
Auger diameter	17 cm	15 cm
Auger type	Plastic	Plastic
Chute control	Manual - Center crank	-
Chute rotation	180°	-
Deflector control	Manual - On chute	Manual
Deflector material	Plastic	Plastic
Throwing performance	6 m	5 m
Steering type	Manual	-
Wheel type	Plastic, STIGA design	-
COMFORT		
Headlights	Led	-
Transport handle	Yes	Yes
One hand grip	Yes	-
Product weight	18,7 kg	8,3 kg
Art. N. Battery kit included	2S1500108/ST1 *	2S1330108/ST1
Art. N. Battery kit NOT included	2S1500101/ST1	2S1330101/ST1



Shareable ePower batteries

The battery snow throwers share batteries with a whole range of STIGA garden tools. The 48V ePower batteries can also be used on all hand-held tools from the 3, 5, 7 and 9 Series.



*4 Ah battery and standard charger included for brushcutters, hedge trimmers, chainsaws, snow throwers and blowers of 7 Series

Battery snow throwers

Ideal for clearing large areas with ease and zero emissions. STIGA battery snow throwers achieve great results with little noise and next-to-no maintenance. Lightweight and practical, dealing with fresh, powdery snow is really easy.

Soil and ground care



Petrol tillers



	SRC 685 RG	SRC 585 RG	SRC 36 V
POWER			
Power source	Petrol 4-stroke	Petrol	Petrol 4-stroke
Power	3.5 kW	4 kW	1.9 kW
Displacement	182 cc	182 cc	123 cc
Engine model	TM 60	TM 60	ST 120 OHV Autochoke
Engine brand	STIGA	STIGA	STIGA
Fuel tank capacity	3 L	3 L	0.75 L
Gear case oil capacity	0.50 L	0.60 L	0.25 L
Air filter type	Oil bath	Oil bath	Sponge
CUTTING			
Transmission type	Chain and gear in oil bath + belt	Chain + belt	Worm and gear in oil bath + belt
Number of gears	2 forward + 1 reverse	1 forward + 1 reverse	1 forward
Working width	85 cm	82 cm	36 cm
Rotors diameter	245 mm	310 mm	245 mm
Rotors number	6	4	4
Tree saver discs	Yes	Yes	No
COMFORT			
Wheel type	Plastic + Rubber	Plastic + Rubber	Plastic + Rubber
Transport wheels	1 front wheel	1 front wheel	1 front wheel
Adjustable handlebar	Yes	Vertical and horizontal	Yes
Soft grip handle	Yes	Yes	Yes
Product weight	62.50 kg	62.50 kg	29 kg
Art. N.	213851142/ST1	213601041/ST1	211360042/ST1



Tillers

Break up clods of soil into a more manageable consistency with ease.

- Working width up to 85 cm
- Available power sources: petrol
- Available accessories for tillers can be found on STIGA's website

Petrol scarifiers and corded scarifiers



SVP 40 G

POWER	
Power source	Petrol 4-stroke
Power	4 kW
Displacement	182 cc
Starter	Recoil
Fuel tank capacity	3600 rpm
Engine Oil tank capacity	3 L
Engine rotation speed	0.60 L
CUTTING	
Working method	32 floating knives
Working width	40 cm
Working depth	1.50 cm
Number of blades	32
COMFORT	
Collector capacity	50 L
Wheels size	180 mm
Product weight	44 kg
Art. N.	211400248/ST1



SV 415 E

SV 213 E

POWER		
Power source	Electric	Electric
Power	1.5 kW	1.3 kW
Motor type	With brushes	With brushes
CUTTING		
Working method	20 blades or 44 springs	16 blades or 36 springs
Working width	38 cm	32 cm
Working depth	1.30 cm	0.60 cm
Number of blades	20	16
Number of springs	44	36
Double function	Yes	Yes
COMFORT		
Collector capacity	50 L	40 L
Wheels size	160 mm	200 mm
Product weight	14.50 kg	10.20 kg
Art. N.	290002152/14	290002132/14



Scarifiers

Drill grooves into the ground, allowing water and oxygen to permeate the soil.

- Working width up to 40 cm
- Up to 32 blades
- Available power sources: petrol and corded

Chippers and shredders



	Bio Silent 2500	Bio Master 2200
POWER		
Power source	Electric	Electric
Power	2.5 kW	2.2 kW
Motor type	Brushless	With brushes
CUTTING		
Cutting method	Rotating roller with 8 teeth	Double reversible knives
Maximum branch diameter	40 mm	40 mm
Reverse function	Yes	No
Adjustable working width	Yes	No
COMFORT		
Collector capacity	60 L	50 L
Collector type	Plastic	Textile
Guaranteed sound power level (LwA)	97 dB(A)	102 dB(A)
TOOLS KIT		
Included tools kit	Feeder	Feeder
Product weight	27.43 kg	11.31 kg
Art. N.	290001252/14	290000222/ST1



Chippers & Shredders

Reduce garden waste in a clean, nature-kind way.

- Maximum branch diameter up to 40 mm
- Collector capacity up to 60 l
- Available power sources: corded

Accessories

ACCESSORIES

Toys



Toy mower

Toy mower

Age	2.5 - 5 years
Made in	Italy
product weight	2.2 kg
Art. N.	2G1100000/ST1



Pedal toy tractor

Mini-T 300

Mini-T 250

Age	3 - 8 years	2.5 - 5 years
Equipment	Trailer hitch kit	Trailer hitch kit
Made in	Germany	Germany
Product weight	15.7 kg	8 kg
Art. N.	2G2000100/ST1	2G1000100/ST1

ACCESSORIES

Robot mowers



Description	Code	Fits for	Specification
Installation KIT Small	1127-0012-01	Wire-guided robot mowers	Ø 2,7 mm - L 150 m cable + 200 pegs + 5 connectors + 5 charging base connectors
Installation KIT Medium	1127-0013-01	Wire-guided robot mowers	Ø 2,7 mm - L 300 m cable + 400 pegs + 5 connectors + 5 charging base connectors
Perimeter cable 150 m	1127-0000-01	Wire-guided robot mowers	Ø 2.7 mm - L 150 m
Perimeter cable 300 m	1127-0001-01	Wire-guided robot mowers	Ø 2.7 mm - L 300 m
Perimeter cable 500 m	1127-0002-01	Wire-guided robot mowers	Ø 3.4 mm - L 5000 m
Perimeter cable connectors	1127-0004-01	Wire-guided robot mowers	5 pcs
Charging base connectors	1127-0005-01	Wire-guided robot mowers	5 pcs
Perimeter cable pegs	1127-0006-01	Wire-guided robot mowers	100 pcs
Charging base pegs	1127-0008-01	Wire-guided robot mowers, Autonomous robot mowers	7 pcs
Cutting blades	1127-0009-01	Wire-guided robot mowers, Autonomous robot mowers	12 pcs
Charging base extension cable	1127-0010-01	Wire-guided robot mowers, Autonomous robot mowers	5 m
Charging base cover	1127-0011-01	Wire-guided robot mowers, A 1500	N.A.
Small garden resistor	122063053/0	Wire-guided robot mowers	

ACCESSORIES

Lawn mowers



Pos. 1 - 2



Pos. 3

Description	Code	Pos.	Measures
Small protective cover for walk-behind	1111-9225-01	1	145 x 50 x 110 cm
Large protective cover for walk-behind	1111-9226-01	2	180 x 50 x 110 cm
Scraper	1111-9227-01	3	-

48V Batteries and chargers



48V batteries

	E 475	E 450	E 440	E 420
Voltage	48V	48V	48V	48V
Capacity	7.5 Ah	5 Ah	4 Ah	2 Ah
Charging time fast / std	330 min / 180 min	220 min / 120 min	180 min / 110 min	90 min / 50 min
Weight	2.12 kg	1.44 kg	1.36 kg	0.88 kg
Art. N.	277017008/ST1	277015008/ST1	277014008/ST1	277012008/ST1



48V chargers

	C 430 DF	EC 415 D	EC 430 F	EC 415 S
Voltage	48V	48V	48V	48V
Plug type	Eu plug	Eu plug	Eu plug	Eu plug
Type	Dual fast	Dual standard	Fast	Single standard
Output current	3 Ah	1.5 Ah	3 Ah	1.5 Ah
Art. N.	278030200/22	277020208/ST1	277030008/ST1	277020008/ST1

Battery harness

	BH 900e
Voltage	48V
Capacity	Max. 2 batteries
Weight	4.60 kg
Art. N.	279050008/ST2



Battery simulator

	E 400 S
Weight	0.35 kg
Art. N.	27010008/ST1



Battery belt

	BB 700e
Tools Kit	Holder, belt, cable
Weight	1.60 kg
Art. N.	277040008/ST1



20V Batteries



20V batteries

	E 24	E 22
Voltage	20V	20V
Battery type	Lithium-ions	Lithium-ions
Capacity	4 Ah	2 Ah
Charging time	140 min	70 min
Weight	0.64 kg	0.39 kg
Art. N.	271014008/ST1	271012008/ST1



ACCESSORIES

Lawn tractors

Description	Code	Pos.	Swift (72 cm)	Collecting 3-5 (84 cm)	Collecting 7 (98 cm)	Side discharge 3-5 (98 cm)	Side discharge 7 (108 cm)	Combi 1 (66 cm)	Combi 3 (72 cm)
Rear deflector	299900311/0	N.A.	x						
	299900310/0	1		x	x				
	299900016/0	2							
Mulching kit (plug)	299900044/0	N.A.	x						
	210300001/21	N.A.							
	210330001/21	N.A.							
	210205000/19	3		x					
	210205001/19	4			x				
	299900341/0	5				x			
	299900346/0	6					x		
	299900135/0	7						x	
	299900036/0	8							x
	299900038/1	N.A.							
	299900055/0	9							
	299900046/0	10							
	299901055/0	11							
	299901056/0	12							
Mulching kit (plug & blades)	299900037/0	13							x
	299900370/1	14		x					
	299900374/0	15			x				
	299900070/1	N.A.							
	299900074/0	16							
	299900076/0	17							
	210330000/17	18							
	299901074/0	19							
	299901077/0	20							
	210300000/17	21							
PTO kit (multi connect system)	299900750/1	22							
	211000100/17	23							
Trailer hitch	299900395/0	24		x	x				
	299900006/0	25							
	210000000/17	26							
	299901006/0	27							
	299900385/0	28				x	x		
Combi cart	13-0952-11	29		x	x	x	x		
Pro cart galvanized	13-3906-11	30		x	x	x	x		
Grass & leaves collector 42" compact	2A6107010/S17	31							
Fertilizer spreader	13-0955-11	32		x	x	x	x		
Sand spreader ⁽¹⁾	13-1975-14	33							
Poly roller 23"	299900260/0	34							
Poly roller 36"	210800100/18	34							
Rear weight	210900100/17	35							
	299900150/0	36							
Winter tyres 18"	299900430/0	37		x	x	x	x		
Winter tyres 20"	211500000/18	37							
Snow chain 18"	299900470/1	38		x	x	x			
Snow chain 20"	299900480/1	38							
Snow tyre spikes	299900450/0	39		x	x	x	x		
Snow blade 107 cm	299903410/1	40		x	x	x	x		
Snow blade 120 cm	299900400/0	40							
Snow blade 120 cm (Multi Connect System)	299900400/1	40							
Snow blade 125 cm (Multi Connect System)	211300100/17	40							
Sweeper 105 cm (Multi Connect System) ⁽²⁾	299900500/1	41							
Sweeper 120 cm (Multi Connect System)	211200100/17	42							
Green keeper 110 cm (Multi Connect System)	211900100/17	43							
Flail mower 105 cm (Multi Connect System)	299900540/0	44							
Lawn striping kit	212120000/18	45							
STIGA protective cover	1134-9177-01	46	x	x	x	x	x	x	x
Phone holder STIGA classic ⁽³⁾	1134-9328-01	N.A.	x	x		x			
Phone holder STIGA comfort ⁽³⁾	1134-9329-01	N.A.	x	x	x	x	x		
STIGA battery e 450 - 5.0 Ah	277015008/STI	47	x						
STIGA battery e 475 - 7.5 Ah	277017008/STI	48	x						
Gear lubricant grease	1111-9298-01	N.A.							

⁽¹⁾ Need to order the cable 182040074/0

⁽²⁾ Front rubber for sweeper 299900505/1

⁽³⁾ Availability & price to be defined

⁽⁴⁾ Availability to be defined

	Estate 3-5 (84 cm)	Estate 5 (98 cm)	Estate 7-9 (102 cm)	Estate 9 (4WB) (102 cm)	Tornado 3-5 (98 cm)	Tornado 5 (108 cm)	Tornado 7 (108 cm)	Tornado 9 (121 cm)
	X	X	X	X				X
							X	
	X							
		X			X			
						X		
			X					
				X				
	X							
		X						
			X				X	
				X				
			X					X
				X				X
	X	X						
			X				X	X
				X				
	X							
		X						
			X					
				X				
					X	X		
	X	X	X	X	X	X	X	X
	X	X	X	X	X	X	X	X
			X	X				
	X	X	X	X	X	X		
			X	X				
				X				
			X					
				X				
				X				
			X				X	X
				X				
				X				
			X				X	X
	X	X	X	X	X	X	X	X



1. Rear deflector



2. Rear deflector



3. Mulching kit (plug)



4. Mulching kit (plug)



5. Mulching kit (plug)



6. Mulching kit (plug)



7. Mulching kit (plug)



8. Mulching kit (plug)



9. Mulching kit (plug)



10. Mulching kit (plug)



11. Mulching kit (plug)



12. Mulching kit (plug)



13. Mulching kit (plug & blades)



14. Mulching kit (plug & blades)



15. Mulching kit (plug & blades)



16. Mulching kit (plug & blades)



17. Mulching kit (plug & blades)



18. Mulching kit (plug & blades)



19. Mulching kit (plug & blades)



20. Mulching kit (plug & blades)



21. Mulching kit (plug & blades)



22. Pto kit



23. Pto kit



24. Trailer hitch



25. Trailer hitch



26. Trailer hitch



27. Trailer hitch



28. Trailer hitch



29. Combi cart



30. Pro cart galvanized



31. Grass & leaves collector



32. Fertilizer spreader



33. Sand spreader



34. Poly roller



35. Rear weight



36. Rear weight



37. Winter tyres



38. Snow chain



39. Snow tyre spikes



40. Snow blade



41. Sweeper



42. Sweeper



43. Green keeper



44. Flail mower



45. Lawn striping kit



46. STIGA protective cover



47. STIGA battery E 450



48. STIGA battery E 475

Front mowers

Products	Code	Pos.	Park 300M	Park 300	Park 500	Park 500 W
Cargo rails for Park Pro ⁽¹⁾	2A0000060/S16	1				
Carrier Case	2A4052000/S16	2				
Combi cart plastic	13-0952-11	3	X	X	X	X
Dust cover for sweeper 85 cm	13-3916-61	4			X	X
Dust cover for sweeper 95 cm	13-1936-62	4			X	X
Edge cutter 2+4WD	13-3911-61	5			X	X
Fertiliser spreader	13-0955-11	6	X	X	X	X
Flail mower axle ⁽¹⁾	13-1985-11	7				
Flail mower EL complete, Park 2+4 WD	13-3902-11	8				
Flail mower, complete, Park 2+4 WD	13-0976-11	9				
Frame weights 2x13,5 kg ⁽¹⁾	13-0921-62	10				
Frame weights 2x17 kg	13-0939-61	11			X	X
Grass & leaf collector 42"	13-3926-11	12	X	X	X	X
Grass & leaf collector 42" compact	2A6107010/S17	13	X	X	X	X
Lawn rake axle ⁽¹⁾	13-1986-11	14				
Lawn rake EL complete, Park 2+4 WD	13-3901-11	15				
Lawn rake, complete, Park 2+4WD	13-0975-11	16				
Mulching Kit (Including blades)	2A0130060/ST1	17				
Poly Roller	299900260/0	18	X	X	X	X
Pro cart galvanized	13-3906-11	19	X	X	X	X
Protective cover STIGA	2A0000000/S16	20	X	X	X	X
RAC Quick connection ^{(1) (2)}	13-0994-61	21				
RAC Quick connection 2WD Park ^{(1) (2)}	13-0992-62	22				
RAC Quick connection 4WD Park ^{(1) (2)}	13-0993-61	22				
Rake tool 100 cm Park (in combination with tool lift)	13-3913-11	23				
Rake tool 130 cm Park (in combination with tool lift)	13-3914-11	24				
Rear tool lift, Electric, Park	13-3919-11	25				
Rear tool lift, manual, Park	13-3909-11	26				
Rubber scraper bar 107 cm ⁽¹⁾	13-3904-61	27				
Rubber scraper bar 120 cm	13-1958-62	27			X	X
Rubber scraper Hydraulic blade	13-3934-61	27				
Rubber scraper Hydraulic X Blade	13-3933-61	28				
Sand spreader Park	13-1975-14	29				
Side brush accessory	13-3915-11	30				
Snow blade 107 cm universal ⁽¹⁾	13-3922-61	31				
Snow blade 120 cm Park	13-3917-61	32			X	X
Snow Blade for Park 120 - 220	2A3107020/S16	33	X	X		
Snow Blade Park Hydraulic	13-3932-11	34				
Snow chains 16"x6 ⁽¹⁾	13-0940-61	35				
Snow Chains 16"x7,5	13-0936-61	36			X	X
Snow Chains 160/50-8	13-3927-61	36	X	X		
Snow Chains 17"x8	13-0937-61	36				
Snow thrower 2-stage Hydraulic	13-3930-11	37				
Snow thrower 2-stage Park Pro	13-0922-12	38				
Snow thrower Park 2+4WD	13-0974-11	39			X	X
Snow tyres spikes	299900450/0	40			X	X
Spring hoe	13-0978-61	41			X	X
Sweeper for Park 120 - 220	2A1100040/S16	42	X	X		
Sweeper Park 2+4 WD	13-0977-11	43			X	X
Sweeper Park hydraulic	13-3929-11	44				
Sweeper Villa e Park 2+4WD	13-3918-61	45			X	X
Sweeper with collector	13-3910-11	46				
Trailer hitch	2A0000060/ST1	47				
Winter wheels Park, pair 16"	2A9000050/S16	48			X	X
X blade Park Hydraulic	13-3931-11	49				

(1) Compatible with the old range

(2) Park models already equipped with RAC

Park 500 WX	Park 700 WX	Park 900 WX	Park Pro 900 WX	Park Pro 900 AWX
			X	X
			X	X
X	X	X	X	X
X	X	X		
X	X	X	X	X
X	X	X	X	X
X	X	X	X	X
	X	X	X	X
	X	X	X	X
X	X	X		
X	X	X	X	X
X	X	X	X	X
	X	X	X	X
	X	X	X	X
X	X	X	X	X
X	X	X	X	X
X	X	X	X	X
	X	X	X	X
	X	X	X	X
			X	X
	X	X	X	X
X	X	X	X	X
				X
				X
			X	X
			X	X
X	X	X	X	X
				X
X	X	X		
	X	X	X	X
X	X	X	X	X
				X



1. Cargo rails



2. Carrier Case



3. Combi cart




4. Dust cover



5. Edge cutter



6. Fertiliser spreader



7. Flail mower axle



8. Flail mower complete



9. Flail mower complete



10. Frame weights



11. Frame weights



12. Grass & leaf collector



13. Grass & leaf collector



14. Lawn rake axle



15. Lawn rake complete



16. Lawn rake complete



17. Mulching Kit



18. Poly Roller



19. Pro cart galvanized



20. Protective cover STIGA



21. RAC Quick connection



22. RAC Quick connection



23. Rake tool



24. Rake tool



25. Rear tool lift electric



26. Rear tool lift manual



27. Rubber scraper bar / blade



28. Rubber scraper blade



29. Sand spreader



30. Side brush



31. Snow blade



32. Snow blade



33. Snow blade



34. Snow blade



35. Snow chains



36. Snow chains



37. Snow thrower



38. Snow thrower



39. Snow thrower



40. Snow tyres spikes



41. Spring hoe



42. Sweeper



43. Sweeper



44. Sweeper



45. Sweeper



46. Sweeper



47. Trailer hitch



48. Winter wheels



49. X blade

A close-up photograph of a green leaf, showing a dense pattern of parallel veins running diagonally from the top-left towards the bottom-right. The leaf is a vibrant green color with some subtle variations in tone and texture.

STIGA

STIGA reserves the right to make changes to products and prices without prior notice.