



ITALTOWER[®]
HEAVY DUTY LIGHTING TOWERS

// CATALOGUE
LIGHTING TOWERS 2024



Via J. Keplero, 1a, 35028 Piove di sacco PD | ITALY

T. +39 049 5840542 | M. info@italtower.com

www.italtower.com





// ABOUT US

MADE IN ITALY PROFESSIONAL LIGHTING

Born from an idea of Michele Borgato, Italtower was founded in 2015. Today it has an organized structure with more than 60 employees and a worldwide distribution.



INNOVATION

Italtower invests in R&D to offer innovative and technologically advanced products at affordable prices.



CERTIFICATION

The quality is proved by the CE, CSA/UL, EAC, SASO, ISO9001 certifications.



QUALITY

Italtower's lighting towers are designed to be long-lasting and reliable in performance.

// OUR VISION

COMMITMENT, PASSION AND FOCUS ON THE FUTURE.

Technology & Innovation


Product innovation passes through the use of **technologies and materials that guarantees reliability and durability**. Every detail is scrupulously researched to obtain a unique product, which includes technological know-how, reliability, simplicity of use, safety and originality.

A complete range

Our lighting towers are **designed for any application** to bring light to any place and at any time: **construction sites, events, industrial applications, road works and construction sites, civil protection, rentals**. Our range is very diversified, you can find solutions for any use and with different technical characteristics to satisfy the customer.

Made in Italy

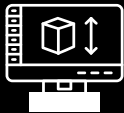
Creativity, design and Italian style form the basis of Italtower's products, an internationally renowned Made In Italy brand. The main objective of our design studio is the result, designed with the client's needs and looking to the future without neglecting the past.



// HOW WE WORK

OUR METHOD, OUR PASSION.

One of our strengths is our in-house production, from design to finished piece. The advantage of producing all components in-house allows us to customize the different products according to the needs and requirements of the consumer.



DESIGN



PRODUCTION



CHECK



SUPPORT

01 DESIGN

■ Design & Engineering

We define all possible variables including customer requests, whether aesthetic, ergonomic or functional. With technical and 3D drawings, mechanical design is the first stage in the construction of a light tower.

■ Prototyping

Prototyping is the step before industrialising. It allows for dimensional, functional and stability verification.

■ Feasibility analysis

The feasibility analysis is essential to collect all the key points of the project in such a way that any critical points can emerge immediately and can be remedied before the start of planning.

Laser Cutting

Laser is able to make very clean cuts. All types of holes are drilled with great precision, total absence of burrs and speed, and special shapes can be obtained with some ease.

Galvanizing

All the moving parts of our lighting towers are treated with the electrolytic galvanizing method. This type of processing is known as 'cold' galvanising and guarantees the highest level of aesthetics and functionality.

Painting & Assembly

The thermosetting powder coating make the our products resistant to atmospheric agents, guaranteeing their protection over time. The assembly process is optimized, with a rigorous control of the logistical aspects of handling the components in line and in the warehouse.

Test & Quality Control

To ensure the quality, all products are tested subjecting them to extreme conditions: functional efficiency test, proof of effectiveness and safety test.

Shipment

Italtower personally oversees every step of shipment. Transported by road or container, your light towers will arrive at their destination safely and in the shortest possible time.

Spare Parts & Warranty

Spare parts are always available in our warehouse: a range of original components, fully managed by Italtower and with the collaboration of our selected partners and suppliers. Each product has a minimum warranty of 12 months which can be extended up to 24 months. The company has an international distribution network with well-trained companies capable of providing an excellent service to the end customer.

// OUR LIGHTING TOWERS

FIND OUT WHICH ONE IS BEST SUITED TO YOUR NEEDS.

LOW EMISSION LIGHTING TOWERS



Astrid Hybrid Crystal	12
Astrid Hybrid Lithium	13
Street Solar	14
Full Solar	15

ENGINE POWERED LIGHTING TOWERS



Astrid Evo	18	Okapi Mine	23
Astrid Pro	19	Fenix	24
Astrid Mine	20	Mantis	25
Okapi Evo	21	Polar	26
Okapi Pro	22	Pegaso	27

PLUG IN LIGHTING TOWERS

Towerloop	30	Barrowtower	34
Street Plug-in	31	Urano	35
BaseTower	32	MT	36
Orus	33	KT	37

LED FLOODLIGHTS

Micro 75W	39
Basic 160W	40
Basic 320W	41

LOW EMISSIONS LIGHTING TOWERS



// FULL POWER OF NEW TECHNOLOGY

Our low-emissions lighting towers range represents our commitment for the future: developing sustainable and innovative models helps us adopting a long-term view and strategy. Our sustainable lighting towers guarantee low CO2 emissions, low acoustic emission and low consumption minimizing their environmental impact.

OUR PRODUCTS RECOMMENDATIONS

FOR MULTIPLE APPLICATIONS



Events

Ideal for companies in the rental sector looking for a stand alone unit with zero noise emissions and zero pollution.

BEST CHOICE IN ITS CATEGORY: [Street Solar](#)



Rental

Ideal for companies in the rental sector looking for a unit with low noise/CO2 emissions and high running time.

BEST CHOICE IN ITS CATEGORY: [Astrid Hybrid Crystal](#)



Construction Sites

The most eco-friendly solution for your construction site: zero noise, zero co2 emissions and an integrated battery storage system to run your tools.

BEST CHOICE IN ITS CATEGORY: [Astrid Hybrid Lithium](#)

Astrid Hybrid Crystal

6x100W LED | 8.5m

Astrid Hybrid Crystal is equipped with a hybrid diesel-electric gen-set and a 4 Crystal battery pack which guarantee low CO2 emissions, low consumption, and doubled autonomy at the same time.



RUNNING TIME



LIGHTING AREA



COST SAVING



SHIPMENT EFFICIENCY



LUMEN
78.0000 lm

ENGINE
Yanmar 2TNV70

BATTERIES
4xCrystals 200 Ah

ILLUMINATED AREA
3300 sqm

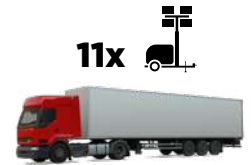
ACOUSTIC EMISSION
61db @7m

ENGINE EMISSION
Stage V

AUTONOMY
480 hours

CONTROL UNIT
Comap AMF25

VOLTAGE
24 V



13,5 m



12 m

Astrid Hybrid Lithium

6x100W LED | 8.5m

Astrid Hybrid Lithium is equipped with a hybrid diesel-electric gen-set and a 200 Ah Lithium battery pack which guarantee low CO2 emissions, low consumption and the highest running time on the market.



RUNNING TIME



LIGHTING AREA



COST SAVING



SHIPMENT EFFICIENCY



LUMEN
78.0000 lm

ENGINE
Yanmar 2TNV70

BATTERIES
1x 200 Ah

ILLUMINATED AREA
3300 sqm


ACOUSTIC EMISSION
61db @7m

ENGINE EMISSION
Stage V

AUTONOMY
1000 hours

CONTROL UNIT
Comap AMF25

VOLTAGE
24 V



13,5 m



12 m

Eco-friendly

Street Solar

6000 lumen LED | 5.5m

Street Solar is the new LED lighting tower powered by a 60W solar panel and a battery pack. An **innovative, functional and sustainable** solution perfect for safety applications. **Compact and foldable**, these are the features that make it easy to carry.

RUNNING TIME



LIGHTING AREA



COST SAVING



SHIPMENT EFFICIENCY



LUMEN
6.000 lm

AUTONOMY
Up to 10 days

PIR SENSOR
120° -> 5m

ILLUMINATED
AREA
450 sqm

SOLAR PANEL
POWER
60 W

CONTROL
UNIT
None

ENGINE
EMISSION
Zero

LITHIUM
BATTERIES
14.8 V/ 2.6 Ah

ACOUSTIC
EMISSION
0 db

27x



13,5 m

25x



12 m

STREET SOLAR

Cost-saver

FULL SOLAR

Full Solar

4x100 W LED | 7m

Thanks to its four 305W monocrystal silicon solar panels, Full Solar is a 100% sustainable lighting tower, suitable for **heavy duty applications**. Its 4 lockable sides and height-adjustable stabilisers make it **more stable** in settings such as construction sites and mines.

RUNNING TIME

LIGHTING AREA

COST SAVING

SHIPMENT EFFICIENCY



LUMEN
52.000 lm

STABILIZERS
4 + 1

BATTERIES
2X AGM 260 Ah

ILLUMINATED AREA
2500 sqm

SOLAR PANEL POWER
4x305 W

ENGINE EMISSION
Zero

TOWING
Site-tow

SOLAR PANEL TYPE
Monocrystal Silicon

ACOUSTIC EMISSION
0 db

ON REQUEST



13,5 m

15x



12 m

ENGINE POWERED LIGHTING TOWERS



// **DESIGNED** FOR DURABILITY

Our engine-powered lighting towers are equipped with high-quality Kohler or Yanmar engines that provide high performance and low fuel consumption. These types of light towers can be used under various circumstances and in different climatic conditions due to their resistance to high/low temperatures, dust and strong winds.

OUR PRODUCTS RECOMMENDATIONS

FOR MULTIPLE APPLICATIONS



Oil&Gas

Powerful 20 kVA generator, high running time and integrated remote control available to let everything run in the best way even in the most extreme conditions.

BEST CHOICE IN ITS CATEGORY: Polar



Mining

The perfect solution for a mining site is a lighting tower equipped with a tilting head, highly performant led lights and adjustable height trolley.

BEST CHOICE IN ITS CATEGORY: Astrid MINE



Military Applications

The road-tow trailer approved for circulation, the compact size and long running time are the main features that a lighting tower must have for military application.

BEST CHOICE IN ITS CATEGORY: Mantis

Astrid EVO

6x160W LED | 8.5m

Astrid EVO is the most cost-effective model of ASTRID series. **Compact, resistant, functional:** these are the strengths points of our model. Thanks to its Stage V generator, it's able to lower consumption by 70% and in the same way reduce CO2 emissions. The **trailer is approved** for circulation on roads.

RUNNING TIME

LIGHTING AREA

COST SAVING

SHIPMENT EFFICIENCY



LUMEN
131.520 lm

ENGINE
Yanmar 2TNV70

ALTERNATOR
Linz Alumen

ILLUMINATED AREA
4300 sqm

ACOUSTIC EMISSION
61db @7m

ENGINE EMISSION
Stage V

AUTONOMY
200 hours

CONTROL UNIT
Deep Sea 3110

VOLTAGE
230 V

11x



13,5 m

11x



12 m

Versatility

Astrid PRO

4x320W LED | 8.5m

ASTRID PRO

Astrid PRO is one of the most versatile lighting towers thanks to a series of optionals included as standard like **grid/engine selector** and **road-approved trailer**. The attention to every detail makes Astrid a **safe, easy to use and effective product**, thanks also to the Amoss safety kit included.

RUNNING TIME

LIGHTING AREA

COST SAVING

SHIPMENT EFFICIENCY

LUMEN
179.200 lm

ENGINE
Yanmar 2TNV70

ALTERNATOR
Linz Alumen

ILLUMINATED AREA
5000 sqm

ACOUSTIC EMISSION
61db @7m

ENGINE EMISSION
Stage V

AUTONOMY
200 hours

CONTROL UNIT
Deep Sea L401

VOLTAGE
230 V

11x



13,5 m

11x



12 m



Versatility

Astrid MINE

6x320W LED 48V | 8.5m

Astrid MINE, with approved its road-tow trailer, is the most equipped model of the Astrid range. It is suitable for mining sites and weatherproof. Thanks to its **highly performant led lights**, this model is suitable for wide areas applications.

RUNNING TIME

LIGHTING AREA

COST SAVING

SHIPMENT EFFICIENCY

LUMEN
268.800 lm

ENGINE
Yanmar 3TNM68

ALTERNATOR
Linz Alumen

ILLUMINATED
AREA
7800 sqm

ACOUSTIC
EMISSION
61db @7m

ENGINE
EMISSION
Stage V

AUTONOMY
183 hours

CONTROL UNIT
Deep Sea L401

VOLTAGE
48 V

11x



13,5 m

11x



12 m

ASTRID MINE

Stability



Okapi EVO

6x160W LED | 8.5m

Thanks to its essential configuration, **Okapi Evo**, is a **complete and cost saving** lighting tower. The **control and sockets panel** are located inside the machine body, making it a safe solution for rental applications.

RUNNING TIME



LIGHTING AREA



COST SAVING



SHIPMENT EFFICIENCY



LUMEN
131.520 lm

ENGINE
Yanmar 2TNV70

ALTERNATOR
Linz Alumen

ILLUMINATED AREA
4300 sqm

ACOUSTIC EMISSION
61db @7m

ENGINE EMISSION
Stage V

AUTONOMY
436 hours

CONTROL UNIT
Deep Sea 3110

VOLTAGE
230 V

20x



13,5 m

18x



12 m

OKAPI EVO

Okapi PRO

4x320W LED | 8.5m

Okapi PRO is our standard stationary engine lighting tower. Thanks to its 16 A 230 V socket plug, it can also be powered by an external network. The 240 lt fuel tank increases the autonomy of Okapi Pro up to 436 hours.

RUNNING TIME



LIGHTING AREA



COST SAVING



SHIPMENT EFFICIENCY



LUMEN
179.200 lm

ENGINE
Yanmar 2TNV70

ALTERNATOR
Linz Alumen

ILLUMINATED AREA
5000 sqm

ACOUSTIC EMISSION
61db @7m

ENGINE EMISSION
Stage V

AUTONOMY
436 hours

CONTROL UNIT
Deep Sea L401

VOLTAGE
230 V

20x



13,5 m

18x



12 m

Stability

Okapi MINE

6x320W LED 48V | 8.5m

Okapi MINE is the most complete model of the OKAPI range thanks to all the options already included as standard. Available with control and monitoring devices, it's the ideal choice for illuminating remote areas in extreme conditions.

RUNNING TIME



LIGHTING AREA



COST SAVING



SHIPMENT EFFICIENCY



LUMEN
268.800 lm

ENGINE
Yanmar 3TNM68

ALTERNATOR
Linz Alumen

ILLUMINATED AREA
7800 sqm

ACOUSTIC EMISSION
61db @7m

ENGINE EMISSION
Stage V

AUTONOMY
400 hours

CONTROL UNIT
Deep Sea L401

VOLTAGE
48 V

20x



13,5 m

18x



12 m

OKAPI MINE

Fenix

4x320W LED | 8.5m

Fenix is one of Italtower's bestsellers thanks to its **essential configuration** and **excellent quality-price ratio**. Its compact size guarantees the best **transport optimization**, allowing the shipment of the largest quantity of units in the market.

RUNNING TIME



LIGHTING AREA



COST SAVING



SHIPMENT EFFICIENCY



LUMEN
179.200 lm

ENGINE
Yanmar 2TNV70

ALTERNATOR
Linz Alumen

ILLUMINATED AREA
5000 sqm

ACOUSTIC EMISSION
65 db @7m

ENGINE EMISSION
Stage V

AUTONOMY
182 hours

CONTROL UNIT
Deep Sea 3110

VOLTAGE
230 V

22x



13,5 m

28x



12 m

Compact

Mantis

4x320W LED | 7m

MANTIS

Mantis is the lightest and most compact lighting tower approved for road circulation in the entire Italtower range. It is the ideal solution for those looking for an **easily transportable**, suitable to multiple uses and extremely **versatile** product.

RUNNING TIME

LIGHTING AREA

COST SAVING

SHIPMENT EFFICIENCY



LUMEN
179.200 lm

ENGINE
Yanmar 2TNV70

ALTERNATOR
Linz Alumen

ILLUMINATED AREA
5000 sqm

ACOUSTIC EMISSION
65 db @7m

ENGINE EMISSION
Stage V

AUTONOMY
200 hours

CONTROL UNIT
Deep Sea 3110

VOLTAGE
230 V

18x



13,5 m

20x



12 m

Powerful

Polar

4x320W LED | 8.5m

Polar is the most powerful lighting tower in the range, capable to perfectly work even at the lowest or highest temperatures. Thanks to its 20kVA gen-set, Polar works perfectly as lighting tower and generator at the same time.

RUNNING TIME



LIGHTING AREA



COST SAVING



SHIPMENT EFFICIENCY



LUMEN
179.200 lm

ILLUMINATED AREA
5000 sqm

AUTONOMY
108 hours

ENGINE
Kohler KDI
1903M


ACOUSTIC EMISSION
68 db @7m

CONTROL UNIT
Deep Sea L401

ALTERNATOR
Mecc Alte ECP28
M/4

ENGINE EMISSION
Stage V

VOLTAGE
400 V



13,5 m



12 m

Versatility

Pegaso

4x160W LED | 5.5m

PEGASO

Pegaso is the ideal lighting tower for those looking for self-power, easy to transport and handy product. The **removable generator** and its compactness make it the right solution for those looking for a **versatile and easy to use** product.

RUNNING TIME

LIGHTING AREA

COST SAVING

SHIPMENT EFFICIENCY



LUMEN
87.680 lm

ENGINE
6 kVA - 14 HP

FUEL
Gasoline

ILLUMINATED AREA
2400 sqm

ACOUSTIC EMISSION
70 dB @ 5.5m

ENGINE EMISSION
Stage V

AUTONOMY
27 hours

START
Manual

TROLLEY
Manual

33x



13,5 m

30x



12 m

PLUG IN LIGHTING TOWERS



// FLEXIBILITY AT YOUR FINGERTIPS

Lighting towers built without an engine can be connected to a power supply or generator, ensuring high performance and saving on fuel and maintenance. This range of lighting towers can be used in various circumstances due to the absence of CO2 and noise emissions. The engine-less lighting towers can be connected in series with each other powered by a single energy source.

OUR PRODUCTS RECOMMENDATIONS

FOR MULTIPLE APPLICATIONS



Construction Sites

Easy to transport, connectable in series and high lighting performance. Easy to handle thanks to its ergonomic and safe manual trolley.

BEST CHOICE IN ITS CATEGORY: [Towerloop](#)



Mining

Largest lighting coverage in the plug-in range with low maintenance costs. Easily connectable in series to the grid or to a generator.

BEST CHOICE IN ITS CATEGORY: [Basetower](#)



Rental

Low maintenance, compact dimensions and high return on investment. The perfect solution for your rental fleet.

BEST CHOICE IN ITS CATEGORY: [Orus](#)

Towerloop

4x160W LED | 7m

Towerloop guarantees high performance, low costs and excellent portability. **Easy to transport and connectable in series:** thanks to its technology, it is possible to connect up to six units to the same energy source.

RUNNING TIME

LIGHTING AREA

COST SAVING

SHIPMENT EFFICIENCY



LUMEN
87.680 lm

FREQUENCY
50 Hz

VOLTAGE
230 V

ILLUMINATED AREA
2800 sqm

ACOUSTIC EMISSION
0 db

ENGINE EMISSION
None

TRAILER
Manual Trolley

START
Automatic or Manual

CONSUMPTION 4X160W
0,64 kW

42x



13,5 m

38x



12 m



Street Plug-in 4x160W LED | 5.5m

Street Plug-in is an easy to carry and an extremely compact, stationary light tower with four lifting brackets. Thanks to its standard europallet size and reduced weight, Street plug-in guarantees compactness and portability.



RUNNING TIME

LIGHTING AREA

COST SAVING

SHIPMENT EFFICIENCY

LUMEN
87.680 lm

FREQUENCY
50 Hz

VOLTAGE
230 V

ILLUMINATED
AREA
2400 sqm

ACOUSTIC
EMISSION
0 db

ENGINE
EMISSION
None

BASEMENT
Stationary

START
Manual

CONSUMPTION
4X160W
0,64 kW



27x



13,5 m



25x



12 m

Basetower

4x320W LED | 8.5m

Basetower is designed to guarantee high stability and secure parking even in the most critical applications. **Performing and efficient:** the hydraulic lifting mast allows easy and quick operation. Its powerful led lights and connection in series guarantee wide lighting coverage.

RUNNING TIME

LIGHTING AREA

COST SAVING

SHIPMENT EFFICIENCY



LUMEN
179.200 lm

FREQUENCY
50 Hz

VOLTAGE
230 V

ILLUMINATED
AREA
5000 sqm

ACOUSTIC
EMISSION
0 db

ENGINE
EMISSION
None

BASEMENT
Stationary

START
Automatic
or Manual

CONSUMPTION
4X320W
1,28 kW

26x



13,5 m

21x



12 m

Orus

4x320W LED | 9m

Orus is the new plug-in lighting tower with an **extremely compact design**. Thanks to its standard europallet size 80x120 cm, the lighting tower is easy to carry. The Orus' technology allows up to 6 units to be **connected in series** to the same energy source.

RUNNING TIME



LIGHTING AREA



COST SAVING



SHIPMENT EFFICIENCY



LUMEN
179.200 lm

FREQUENCY
50 Hz

VOLTAGE
230 V

ILLUMINATED
AREA
5000 sqm


ACOUSTIC
EMISSION
0 db

ENGINE
EMISSION
None

BASEMENT
Stationary

START
Automatic
or Manual

CONSUMPTION
4X320W
1,28 kW



13,5 m



12 m



Barrowtower

4x160W LED | 5.5m

Barrowtower is a manual trolley lighting tower able to house any portable generator. It is the perfect solution when a generator is available and a practical, easy to use and economic product is needed.

RUNNING TIME

LIGHTING AREA

COST SAVING

SHIPMENT EFFICIENCY

LUMEN
87.680 lm

LIFTING
Manual

VOLTAGE
230 V

ILLUMINATED AREA
2400 sqm

ACOUSTIC EMISSION
0 db

ENGINE EMISSION
None

TOWING
Manual Trolley

GEN-SET MAX DIM
900x600 mm

CONSUMPTION 4X160W
0,24 kW

33x



13,5 m

35x



12 m

Urano

4x320W LED | 7m

Urano is the universal lighting tower able to house any type and brand of genset. The compact and universal design make Urano a **versatile**, **ergonomic** product, **suitable** for any use and situation.

RUNNING TIME

LIGHTING AREA

COST SAVING

SHIPMENT EFFICIENCY

Universal



LUMEN
179.200 lm

LIFTING
Manual

VOLTAGE
230 V

ILLUMINATED
AREA
4300 sqm

ACOUSTIC
EMISSION
0 db

ENGINE
EMISSION
None

GEN-SET
MAX DIM
1600x720 mm

TOWING
Slow Trailer

CONSUMPTION
4X320W
1,3 kW

12x



13,5 m

10x



12 m

Simple



MT

4x160W LED | 5.5/7m

MT

MT is a simple and quick solution for every need, easy to move anywhere light is needed. It's a vertical light tower without generator equipped with a 10m cable to connect the headlights through CEE socket.

RUNNING TIME



LIGHTING AREA



COST SAVING



SHIPMENT EFFICIENCY



LUMEN
87.680 lm

LIFTING
Manual

VOLTAGE
230 V

ILLUMINATED AREA
2400 sqm

ACOUSTIC EMISSION
0 db

ENGINE EMISSION
None

BASEMENT
4 Stabilizers

START
Manual
10m cable

CONSUMPTION
4X160W
0,64 kW

ON REQUEST



13,5 m

ON REQUEST



12 m



KT 4x160W LED | 5.5m

KT is a vertical light tower **without generator** equipped with 4 holes to be fixed to a wall or to a generator. Its simplicity makes it an essential and **ready-to-use** product anywhere a power supply is available.

RUNNING TIME



LIGHTING AREA



COST SAVING



SHIPMENT EFFICIENCY



LUMEN
87.680 lm

LIFTING
Manual

VOLTAGE
230 V

ILLUMINATED AREA
2800 sqm

ACOUSTIC EMISSION
0 db

ENGINE EMISSION
None

BASEMENT
4 holes

START
Manual
10m cable

CONSUMPTION
4X160W
0,64 kW

ON REQUEST



13,5 m

ON REQUEST



12 m



LED LIGHTS ACCESSORIES

// **LIGHT UP** YOUR NEEDS

A range of **LED floodlights** with the highest manufacturing standards that excel in reliability and performance thanks to all the **quality of Made in Italy**.

Every detail, from design to manufacture, is taken care of by Italtower to ensure optimal and consistent operation over time. Intense, uniform and efficient brightness: thanks to their technology, they reduce the power consumption without compromising performance.

Guaranteed for 5 years from sale, they are the ideal choice for any lighting tower, ensuring optimal visibility in any situation.

MICRO 75W

FL 75-16

The **Micro led floodlight** is the ideal choice for small to medium areas. Perfect for all lighting towers, its multiled feature makes the light beam wider and more even. **Durable and safe:** the floodlight features extra-clear tempered glass and a die-cast aluminum body, making it suitable for both outdoor and indoor use.



LIFE-TIME
100.000 hours

LUMEN
9060 lm

VOLTAGE
200-240 Vac 50/60Hz

LED
Osram 5700K
Ra > 70

**IMPACT
PROTECTION**
IK 08

RISK GROUP
Class RG 0

N° LED
16

**IEC
PROTECTION**
Class I

DRIVER
External IP67



BASIC 160W

FL 160-32

The Basic 160W led floodlight is the ideal choice for medium to wide areas. Perfect for all lighting towers, its multiled feature makes the light beam wider and more even. Every Led light has its external flicker free driver and its 32 multiled make the light beam wider and more even. Multiled LED fitted for even illumination and maximum efficiency.

LIFE TIME 100.000 hours	LED Osram 5700K Ra > 70	N° LED 32
LUMEN 19600 lm	IMPACT PROTECTION IK 08	IEC PROTECTION Class I
VOLTAGE 200-240 Vac 50/60Hz	RISK GROUP Class RG 0	DRIVER External IP67



BASIC 320W

FL 320-72

The Basic 320W led floodlight is the ideal choice for wide areas. Thanks to the set-up of multiled makes the light beam wider and more homogeneous. Ergonomic handles located on both sides allow the tilt of the floodlight to be adjusted.

LIFE TIME 100.000 hours	LED Osram 5700K Ra > 70	N° LED 72
LUMEN 40200 lm	IMPACT PROTECTION IK 08	IEC PROTECTION Class I
VOLTAGE 200-240 Vac 50/60Hz	RISK GROUP Class RG 0	DRIVER External IP67



Via J. Keplero, 1a, 35028 Piove di sacco PD | ITALY

T. +39 049 5840542 | M. info@italtower.com

www.italtower.com



Via J. Keplero, 1a, 35028 Piove di sacco PD | ITALY

T. +39 049 5840542 | M. info@italtower.com

www.italtower.com

